

Agbiotech goes further afield

Stacy Lawrence

The total number of countries worldwide reportedly planting transgenic crops is now up to 21, with soybeans, cotton and corn the major products. For the first time ever, last year witnessed more US field trial approvals for transgenic crops enhanced for product quality than for herbicide-tolerant

crops. Although field trials continue apace in the US, in Europe the number has fallen back to where it was in the early nineties, although a few countries, France, Portugal and the Czech Republic, started planting transgenic crops in 2005.

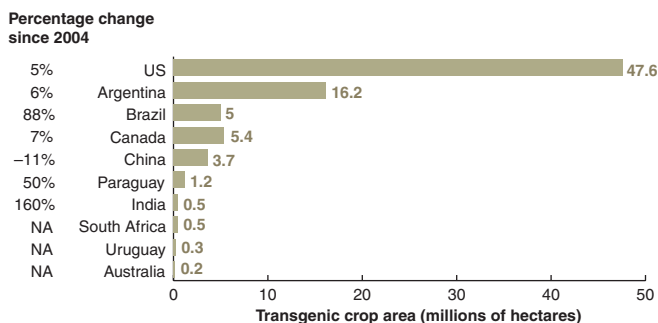
Global area of transgenic crops by country

Iran, Portugal, France and The Czech Republic joined list of countries cultivating transgenic crops, with Brazil, Paraguay and India showing the greatest annual growth.

Historical global area of transgenic crops

Both the value and amount of land farmed with transgenic crops increased by >10% last year.

© 2006 Nature Publishing Group http://www.nature.com/naturebiotechnology



Source: International Service for the Acquisition of Agri-Biotech Applications

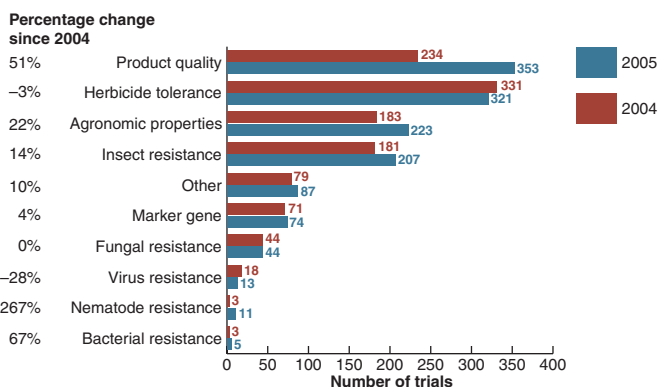
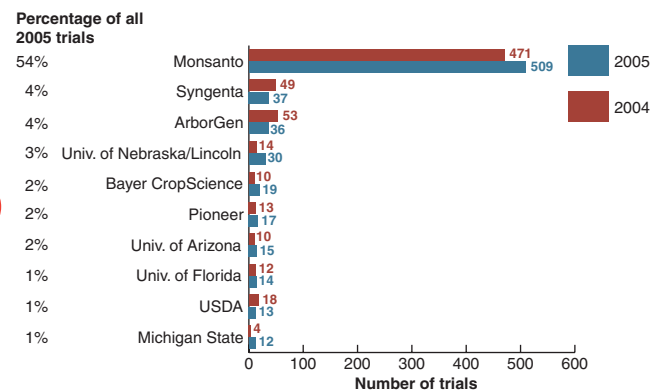
Source: Croplis, International Service for the Acquisition of Agri-Biotech Applications

Field trial permits by top US institutions

Monsanto continues to dwarf all other companies when it comes to the volume of agbiotech trials.

Phenotypes for approved US field trials

Product quality superceded herbicide tolerance as a tested trait for the first time last year.



Source: Economic Research Service of the United States Department of Agriculture

Source: Economic Research Service of the United States Department of Agriculture

Number of European Union field trial notifications

	1991	1992	1993	1994	1995	1996	1997	1998	1999	2000	2001	2002	2003	2004
Spain	-	-	3	10	11	16	44	39	39	19	19	17	40	16
Sweden	-	-	-	-	8	10	9	8	19	6	2	2	1	14
France	-	1	35	57	69	91	72	70	64	34	17	3	17	11
Germany	-	3	1	8	12	17	20	18	23	7	8	7	9	10
Netherlands	4	15	9	25	16	10	14	19	5	-	19	4	4	7
Italy	-	-	5	19	43	50	46	43	51	18	5	9	2	4
Belgium	-	26	16	17	11	7	7	6	8	16	5	8	1	2
Finland	-	-	-	-	1	3	6	3	3	3	1	-	-	1
Iceland	-	-	-	-	-	-	-	-	-	-	-	-	-	1
Poland	-	-	-	-	-	-	-	-	-	-	-	-	-	1
United Kingdom	-	16	17	23	37	27	25	22	13	25	12	5	8	1
Austria	-	-	-	-	-	2	1	-	-	-	-	-	-	-
Denmark	-	5	1	5	4	5	10	4	5	1	-	-	-	-
Greece	-	-	-	-	-	1	5	7	6	-	-	-	-	-
Ireland	-	-	-	-	-	-	2	2	-	-	-	1	-	-
Norway	-	-	-	-	-	-	-	-	1	-	-	-	-	-
Portugal	-	-	2	2	1	-	3	3	1	-	-	-	-	-

For Austria, Finland and Sweden data is not available before 1995. Source: European Commission's Joint Research Center