

# FREE LITERATURE




**Laboratory Design.** Hoare Laboratory Engineering (Sevenoaks, U.K.) offers a brochure covering the company's products as well as its design, installation, and support services, highlighting its working-laboratory showroom.

Write in 705 on Reader Service Card




**Immunohistochemistry Troubleshooting.** Vector Laboratories (Burlingame, CA) offers a wall chart, free to purchasers of its Vectastain® kit, listing problems commonly encountered in immunoperoxidase staining, their causes, and solutions.

Write in 712 on Reader Service Card



**Engineering and Project Management.** United Engineers & Constructors (Philadelphia, PA) outlines comprehensive services available to the pharmaceutical, chemical, biotechnology, and food industries in a new brochure.

Write in 711 on Reader Service Card




**X-Ray Diffractometer Automation.** Dapple Systems (Sunnyvale, CA) has published an information sheet describing its PC-based X-ray diffractometer automation system for control and data processing, including peak location.

Write in 709 on Reader Service Card



**Cell Culture: Mycoplasma Detection.** A new handbook from Bionique Laboratories (Saranac Lake, NY) focuses on mycoplasma: its basic biology and effects on cell cultures, plus methods for detection, control, and prevention.

Write in 701 on Reader Service Card



**CCD Imaging.** Photometrics (Tucson, AZ) makes available a 30-page booklet, "Charge-Coupled Devices for Quantitative Electronic Imaging," which describes the theory and use of CCD imagers for scientific measurement.

Write in 706 on Reader Service Card



**Medium-Pressure Chromatography.** The new Kontes (Vineland, NJ) Chromaflex brochure features its full line of jacketed columns and accessories for aqueous and organic chromatography, including 10 cm-diameter production-scale columns.

Write in 703 on Reader Service Card



**Photomicrography.** The second issue of *Mikroskopie*, published by Olympus (London, U.K.), looks at a new photomicrographic technique developed at the Hohe Institute in Austria and examines other topics in microscopy.

Write in 704 on Reader Service Card



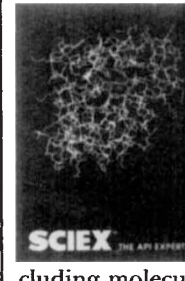
**Video Microscopy.** As an introduction to video microscopy, Carl Zeiss (Thornwood, NY) offers a 12-page color brochure containing an overview of analog image enhancement, systems diagrams, accessories, and application examples.

Write in 708 on Reader Service Card




**Antibody Catalog.** Linco Research (St. Louis, MO) specializes in RIA-grade and immunohistochemical antibodies to pancreatic endocrine hormones, including anti-human C-peptide, anti-rat insulin, and pre-titered second antibodies.

Write in 707 on Reader Service Card



**Biomolecular Mass Analyzer.** A new brochure from Sciex (Thornhill, Ontario, Canada) covers applications of its API III™ mass spectrometry system for uses including molecular weight determination and peptide sequencing.

Write in 710 on Reader Service Card



**Bioreactor Data.** New Brunswick Scientific (NBS, Edison, NJ) offers a compendium of 16 studies, conducted both by NBS and by other institutions using its equipment, on the growth, viability, and protein production of several mammalian cell lines maintained in NBS stirred-tank bioreactors.

Write in 702 on Reader Service Card