

## ORIGINAL ARTICLE

# 24-Hour ambulatory blood pressure control with triple-therapy amlodipine, valsartan and hydrochlorothiazide in patients with moderate to severe hypertension

Y Lacourcière<sup>1</sup>, N Crikelair<sup>2</sup>, RD Glazer<sup>2</sup>, J Yen<sup>3</sup> and DA Calhoun<sup>4</sup><sup>1</sup>Hypertension Research Unit, Centre Hospitalier Universitaire de Québec (CHUL), Québec, Canada;<sup>2</sup>Department of Cardiovascular Clinical Research & Development, Novartis Pharmaceuticals Corporation, East Hanover, NJ, USA; <sup>3</sup>Department of Integrated Information Science Cardiovascular and Metabolism, Novartis Pharmaceuticals Corporation, East Hanover, NJ, USA and <sup>4</sup>Division of Pulmonary, Allergy, and Critical Care Medicine, Vascular Biology and Hypertension Program, Sleep/Wake Disorders Center, University of Alabama at Birmingham, Birmingham, AL, USA

To determine the effectiveness and safety of once-daily combination therapy with amlodipine, valsartan and hydrochlorothiazide for reducing ambulatory blood pressure (ABP) in patients with moderate to severe hypertension, a multicenter, double-blind study was performed ( $N=2271$ ) that included ABP monitoring in a 283-patient subset. After a single-blind, placebo run-in period, patients were randomized to receive amlodipine/valsartan/hydrochlorothiazide (10/320/25 mg), valsartan/hydrochlorothiazide (320/25 mg), amlodipine/valsartan (10/320 mg) or amlodipine/hydrochlorothiazide (10/25 mg) each morning for 8 weeks. Efficacy assessments included change from baseline in 24-h, daytime and night time mean ambulatory systolic BP (SBP) and diastolic BP (DBP). Statistically significant and clinically relevant reductions from baseline in all these parameters occurred in all treatment groups ( $P<0.0001$ , all comparisons versus baseline). At week 8, least squares mean reductions from baseline in 24-h, daytime and night time

mean ambulatory SBP/DBP were 30.3/19.7, 31.2/20.5 and 28.0/17.8 mm Hg, respectively, with amlodipine/valsartan/hydrochlorothiazide; corresponding reductions with dual therapies ranged from 18.8–24.1/11.7–15.5, 19.0–25.1/12.0–16.0 and 18.3–22.6/11.1–14.3 mm Hg ( $P\leq 0.01$ , all comparisons of triple versus dual therapy). Treatment with amlodipine/valsartan/hydrochlorothiazide maintained full 24-h effectiveness, including during the morning hours; all hourly mean ambulatory SBP and mean ambulatory DBP measurements were  $\leq 130/85$  mm Hg at end point. Amlodipine/valsartan/hydrochlorothiazide combination therapy was well tolerated. Once-daily treatment with amlodipine/valsartan/hydrochlorothiazide (10/320/25 mg) reduces ABP to a significantly greater extent than component-based dual therapy and maintains its effectiveness over the entire 24-h dosing period.

*Journal of Human Hypertension* (2011) 25, 615–622; doi:10.1038/jhh.2010.115; published online 20 January 2011

**Keywords:** triple therapy; amlodipine; valsartan; hydrochlorothiazide

## Introduction

The blood pressure (BP) surge that occurs between 6 AM and noon<sup>1</sup> has been associated with a peak in the incidence of cardiovascular events and sudden death.<sup>2</sup> This surge in BP ( $\sim 10$ – $30$  mm Hg in systolic BP (SBP) and  $7$ – $23$  mm Hg in diastolic BP (DBP))<sup>2</sup>

coincides with an increase in pulse rate and sympathetic tone and activation of the renin-angiotensin-aldosterone system.<sup>3–6</sup> In turn, activation of the renin-angiotensin-aldosterone system results in increased levels of aldosterone and angiotensin II, a potent vasoconstrictor that modulates vasomotor tone, cell growth and extracellular matrix deposition.<sup>7</sup> Several studies have shown that among patients who appear to have well-controlled morning BP, as assessed by office measurements,  $\sim 60\%$  have poorly controlled morning BP when assessed by ambulatory BP monitoring (ABPM).<sup>8,9</sup>

It is well established that the majority of patients with hypertension require two or more antihyper-

Correspondence: Dr Y Lacourcière, Hypertension Research Unit, Centre Hospitalier Universitaire de Québec (CHUL), 2705 Laurier Boulevard, Laurier Local S-137, Ste-Foy, Québec, Canada G1V 4G2. E-mail: yves.lacourciere@crchul.ulaval.ca

This study is registered as clinical trial number NCT00327587. Received 10 March 2010; revised 29 October 2010; accepted 31 October 2010; published online 20 January 2011

tensive agents from complementary classes to achieve BP control,<sup>10–13</sup> and the results from several recent studies indicate that ~23–54% of patients with hypertension require three or more agents.<sup>10,14–17</sup> Results were recently reported for the first large-scale, randomized, double-blind clinical trial designed to compare the effectiveness and safety of once-daily triple therapy with the calcium channel blocker amlodipine (Aml), the angiotensin receptor antagonist valsartan (Val) and the thiazide diuretic hydrochlorothiazide (HCTZ) (10/320/25 mg) versus component-based dual therapy with Val/HCTZ, Aml/Val or Aml/HCTZ for the treatment of moderate to severe hypertension.<sup>18</sup> The results of this study showed that triple therapy with Aml/Val/HCTZ was well tolerated and was significantly more effective in reducing mean sitting SBP (MSSBP) and mean sitting DBP (MSDBP) and in providing BP control than component-based dual therapy. The current article reports the results of ABPM in a subgroup of patients who participated in this triple-therapy study. The objective was to determine the effectiveness of triple therapy for controlling BP throughout the 24-h interval.

## Methods

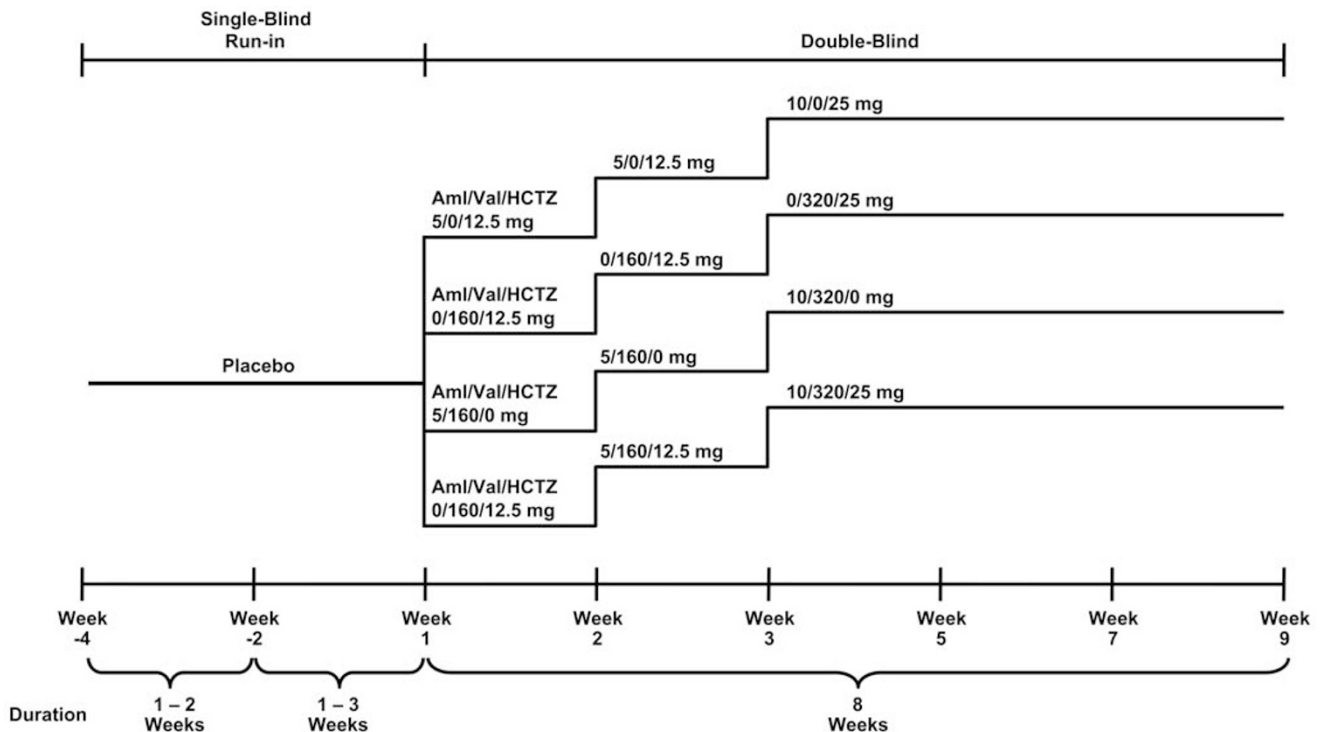
This study was a randomized, double-blind, parallel-group, active-control trial conducted in 15 countries. The study design, patient selection criteria and disposition of all patients enrolled were reported in detail by Calhoun *et al.*<sup>18</sup>

## Study treatment

The study included an antihypertensive washout period and single-blind, placebo run-in period of up to 4 weeks, followed by an 8-week, double-blind treatment period (Figure 1). At the end of the placebo run-in period, patients were randomly assigned (1:1:1:1) to receive triple therapy with Aml/Val/HCTZ (10/320/25 mg) or dual therapy with Val/HCTZ (320/25 mg), Aml/Val (10/320 mg) or Aml/HCTZ (10/25 mg). Randomization was achieved using a validated, interactive, voice-response system. As shown in Figure 1, the study design included a two-step dose-escalation period in the triple-therapy arm and a single-step dose-escalation period in each of the dual-therapy arms over the first 2 weeks, followed by 6 weeks of treatment at full dosage administered once-daily at 8 AM. On study visit days, patients were instructed not to take their study medication until assessments were completed.

## Patients

Patients 18–85 years of age with moderate or severe hypertension (grade 2 or 3 or stage 2;<sup>19,20</sup> MSSBP  $\geq 145$  and  $< 200$  mmHg and MSDBP  $\geq 100$  and  $< 120$  mmHg) were eligible to participate. Patients were excluded if, at screening, they were receiving four or more antihypertensive agents; three antihypertensive agents and had an MSSBP/MSDBP  $\geq 140/90$  mmHg; two antihypertensive agents and had an MSSBP/MSDBP  $\geq 180/110$  mmHg; or no antihypertensive agents and had an MSSBP/MSDBP  $< 140/90$  mmHg. Other key exclusion criteria



**Figure 1** Study design.<sup>18</sup> Aml, amlodipine; HCTZ, hydrochlorothiazide; Val, valsartan.

included significant cardiovascular, hepatic, and renal disease and concomitant type 1 diabetes or uncontrolled type 2 diabetes, as previously described.<sup>18</sup>

Patients meeting the screening criteria were immediately randomly assigned to receive treatment if MSSBP was  $\geq 180$  mmHg or MSDBP was  $\geq 110$  mmHg. The remaining patients were randomly assigned to receive treatment after a placebo run-in period of up to 4 weeks if MSSBP was  $\geq 145$  mmHg and MSDBP was  $\geq 100$  mmHg. Patients were removed from the study if they experienced MSSBP  $\geq 200$  mmHg or MSDBP  $\geq 120$  mmHg at any time during the study.

#### *Efficacy assessments*

The MSSBP and MSDBP measurements were obtained at each study visit, as reported by Calhoun *et al.*<sup>18</sup> Per protocol, 24-h ABPM was conducted at baseline before randomization (week 1) and after 8 weeks of double-blind treatment (week 9) in a subset of patients enrolled in the study. Patients were fitted on the non-dominant arm with a Spacelabs 90207 ABPM device (Spacelabs Healthcare Supplies, Issaquah, WA, USA) between 0700 hours and 1000 hours on the first day of each monitoring period, and the device was calibrated to within  $\pm 7$  mmHg against the mean of three DBP readings.<sup>21</sup> Pressure cuffs were set to inflate every 20 min over a 24-h time period and to deflate at a rate of 8 mmHg per 2 heartbeats. The ABPM device was removed on the second or third day of each period after a minimum of 24 h, and the ABPM data were downloaded and evaluated on site using study-specific ABPM software (Medifacts International, Rockville, MD, USA). If the ABPM data did not meet pre-specified quality control criteria, the entire ABPM procedure could be repeated at the discretion of the study investigator.

#### *Statistical analyses*

The primary efficacy variables were change from baseline in MSSBP and MSDBP at week 9, as described by Calhoun *et al.*<sup>18</sup> Secondary end points reported herein included the change from baseline in 24-h, daytime (0600 hours to 2200 hours) and night time (2200 hours to 0600 hours) mean ambulatory SBP (MASBP) and mean ambulatory DBP (MADBP). Mean 24-h ABPM data from the intent-to-treat population were analyzed using an analysis of covariance model for repeated measures with treatment, region and postdosing hour as factors, baseline 24-h mean ABPM results as a covariate, and treatment by postdosing-hour interactions. Daytime and night time ABPM data from the intent-to-treat population were analyzed using an analysis of covariance model for repeated measures with treatment, region and time (daytime, night time) as factors, baseline 24-h mean ABPM results as a covariate, and treatment-by-time interactions. The mean changes from baseline in MASBP and MADBP

(with 95% confidence intervals) were assessed at week 9. The differences in the mean changes from baseline in MASBP and MADBP between the triple-therapy arm and the dual-therapy arms were estimated using least squares mean data. MASBP and MADBP at each hour were summarized at baseline and end point for each treatment group.

Further, *post hoc* analyses of morning (0600 hours to 2400 hours) MASBP and MADBP were individually performed using an analysis of covariance model with treatment and region as factors and baseline 24-h mean ABPM results as a covariate.

Multiplicity adjustment for *P*-values from the analyses of primary efficacy variables was described by Calhoun *et al.*<sup>18</sup> No multiplicity adjustment was made for *P*-values from the analyses of ABPM data.

Additionally, *post hoc* summary statistics were performed to assess the mean reductions in 24-h ambulatory BP (ABP) in patients grouped according to the severity of hypertension at baseline as assessed by clinic SBP ( $\geq 140$  and  $< 160$  mmHg;  $\geq 160$  and  $< 200$  mmHg;  $\geq 180$  and  $< 200$  mmHg).

## Results

#### *Baseline characteristics of the patients undergoing ABPM*

Of the 4285 patients enrolled, 2271 were assigned to double-blind treatment and 2060 (90.7%) completed treatment,<sup>18</sup> including all 283 patients who underwent 24-h ABPM. The demographic and baseline characteristics of the subgroup of patients undergoing ABPM were similar between treatment arms (Table 1), and similar to those of the study population as a whole.<sup>18</sup> Of the patients undergoing ABPM, baseline MSSBP/MSDBP was 165.2/105.2 mmHg and MASBP/MADBP was 148.2/93.4 mmHg.

#### *Changes from baseline in MASBP and MADBP*

All four treatments resulted in clinically relevant and statistically significant reductions from baseline in least squares MASBP and MADBP over the 24-h dosing period and during the daytime and night time hours (Figure 2;  $P < 0.0001$  versus baseline for all comparisons). However, the improvements in 24-h, daytime and night time ABP were greatest in patients receiving Aml/Val/HCTZ ( $P \leq 0.01$  for all comparisons). Among the patients receiving triple therapy, the 24-h MASBP decreased by 30.3 mmHg (95% confidence interval:  $-31.7$ ,  $-28.8$ ) and the 24-h MADBP decreased by 19.7 mmHg (95% confidence interval:  $-20.7$ ,  $-18.7$ ). Consistent results were observed for the daytime and night time hours.

The absolute 24-h, daytime and night time MASBP/MADBP levels at study end point were lowest in the triple-therapy group (119/75, 123/78 and 111/68 mmHg, respectively).

#### *Hourly ABP over the 24-h dosing period*

Mean hourly ABPM data obtained at baseline and at week 9 are presented in Figure 3. At baseline,

**Table 1** Baseline demographics and patient characteristics for the subgroup of patients undergoing 24-h ambulatory BP monitoring

Characteristic	Aml/HCTZ (10/25 mg) (n = 76)	Aml/Val (10/320 mg) (n = 71)	Val/HCTZ (320/25 mg) (n = 69)	Aml/Val/HCTZ 10/320/25 mg (n = 67)
<i>Sex, n (%)</i>				
Male	42 (55.3)	40 (56.3)	40 (58.0)	42 (62.7)
<i>Age, mean (s.d.), years</i>	55.5 (8.9)	53.6 (9.3)	53.0 (8.5)	54.1 (9.9)
<i>Age group, n (%)</i>				
≥65 years	16 (21.1)	9 (12.7)	5 (7.2)	10 (14.9)
<i>Race, n (%)</i>				
White	60 (78.9)	54 (76.1)	56 (81.2)	54 (80.6)
Black	14 (18.4)	12 (16.9)	10 (14.5)	10 (14.9)
Other	2 (2.6)	5 (7.0)	3 (4.4)	3 (4.5)
<i>Ethnicity, n (%)</i>				
Hispanic/Latino	13 (17.1)	8 (11.3)	13 (18.8)	9 (13.4)
Non-Hispanic/Latino	63 (82.9)	63 (88.7)	56 (81.2)	58 (86.6)
<i>BMI, mean (s.d.), kg m<sup>-2</sup></i>	30.9 (4.7)	30.8 (4.7)	32.0 (5.6)	31.2 (5.2)
<i>Sitting BP, mean (s.d.), mm Hg</i>				
SBP	164.6 (13.5)	166.3 (13.5)	164.4 (12.2)	165.6 (13.3)
DBP	105.5 (4.4)	105.0 (4.4)	104.9 (5.0)	105.4 (3.9)
<i>24-h ambulatory BP, mean (s.d.), mm Hg</i>				
SBP	147.3 (13.1)	149.7 (14.2)	146.4 (13.5)	149.6 (13.4)
DBP	93.4 (9.4)	93.1 (8.1)	92.8 (9.1)	94.4 (10.0)
<i>Severity of baseline systolic HTN, n (%)</i>				
MSSBP ≥140 and <160 mm Hg	33 (43.4)	26 (36.6)	26 (37.7)	31 (46.3)
MSSBP ≥160 and <200 mm Hg	43 (56.6)	45 (63.4)	43 (62.3)	36 (53.7)
MSSBP ≥180 and <200 mm Hg	12 (15.8)	15 (21.1)	7 (10.1)	11 (16.4)
<i>Baseline SBP, mean (s.d.), mm Hg</i>				
MSSBP ≥140 and <160 mm Hg	153.1 (4.1)	152.9 (4.5)	151.6 (4.2)	154.1 (4.4)
MSSBP ≥160 and <200 mm Hg	173.4 (11.4)	174.1 (10.4)	172.1 (8.3)	175.5 (9.9)
MSSBP ≥180 and <200 mm Hg	189.2 (6.3)	186.9 (6.3)	185.4 (5.1)	187.5 (5.1)

Abbreviations: Aml, amlodipine; BMI, body mass index; BP, blood pressure; DBP, diastolic BP; HCTZ, hydrochlorothiazide; HTN, hypertension; MSSBP, mean sitting SBP; SBP, systolic BP; s.d., standard deviation; Val, valsartan.

MASBP levels were >130 mm Hg and MADBP levels were >80 mm Hg at all time points throughout the 24-h dosing period in all treatment groups. At the end of the study (week 9), all (100%) of the hourly MASBP levels were ≤130 mm Hg in the Aml/Val/HCTZ group. In comparison, 91.7, 83.3 and 41.7% of the hourly MASBP levels were <130 mm Hg in the Val/HCTZ, Aml/Val and Aml/HCTZ groups, respectively. All hourly end point MADBP levels were <85 mm Hg in the triple-therapy group and 87.5% (21 of 24) of the hourly levels were <80 mm Hg.

#### Changes from baseline in early morning MASBP and MADBP

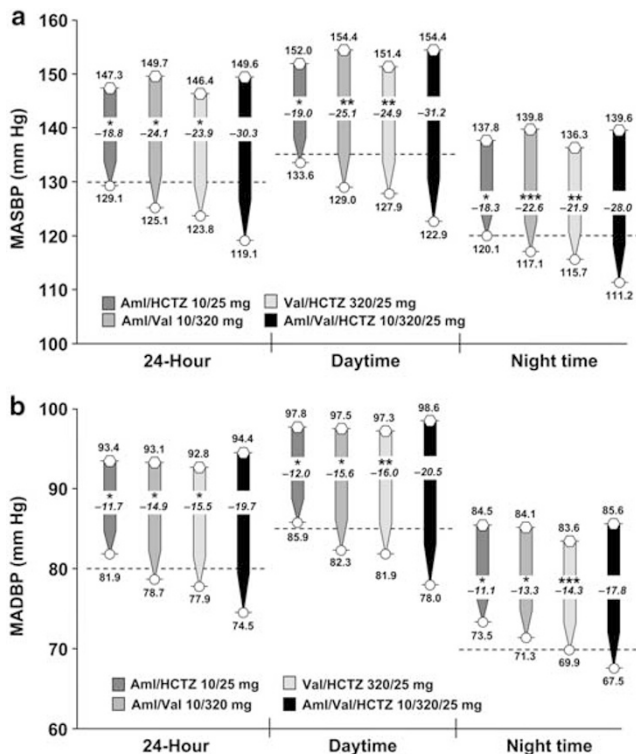
Statistically significant greater reductions from baseline in morning MASBP and MADBP were observed in patients receiving triple therapy (30.2/20.6 mm Hg) compared with Val/HCTZ (24.5/15.7 mm Hg;  $P<0.01$ ), Val/Aml (24.6/15.4 mm Hg;  $P<0.01$ ) and HCTZ/Aml (19.7/12.4 mm Hg;  $P<0.0001$ ). MASBP/MADBP between 0600 hours and 1200 hours was 124/80 mm Hg in the triple-therapy group.

#### 24-h ABP by severity of hypertension at baseline

Reductions in 24-h MASBP were greater across all treatment groups in the subgroups of patients with baseline MSSBP ≥160 and <200 mm Hg or baseline MSSBP ≥180 and <200 mm Hg, compared with the reductions in patients with baseline MSSBP ≥140 and <160 mm Hg (Figure 4). In patients with baseline MSSBP ≥160 and <200 mm Hg or and patients with baseline MSSBP ≥180 and <200 mm Hg, decreases in MASBP were greater with Aml/Val/HCTZ (34.2 and 37.0 mm Hg, respectively) than with dual therapy (range: 21.0–26.4 and 22.5–31.2 mm Hg, respectively). Similarly, decreases in MASBP in patients with baseline MSSBP ≥140 and <160 mm Hg were also greater with triple therapy than with dual therapy.

## Discussion

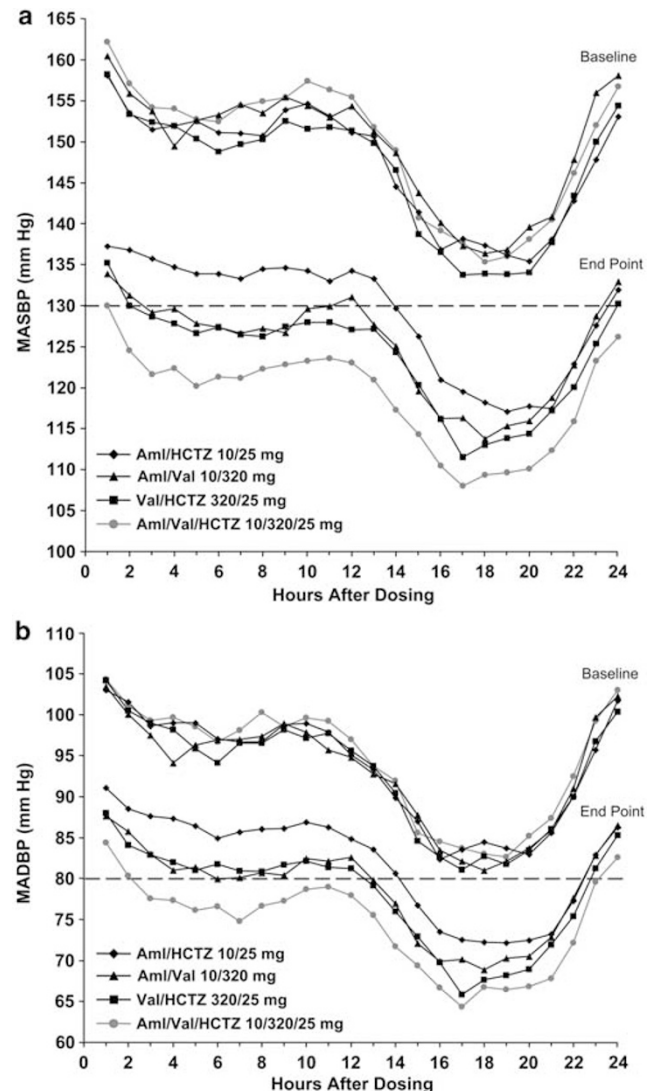
This is the first large-scale, controlled trial to prospectively study the effects of once-daily triple therapy with Aml/Val/HCTZ versus component-based dual therapy for controlling ABP throughout



**Figure 2** Least squares mean change from baseline in 24-h, daytime and night time ambulatory (a) SBP and (b) DBP. Hexagons represent baseline values and circles represent end point values. Dotted lines indicate the upper end of the European Society of Hypertension/European Society of Cardiology target ranges for MASBP/MADBP (24 h: 125–130/80 mm Hg; daytime: 130–135/85 mm Hg; night time: 120/70 mm Hg).<sup>20</sup> \* $P \leq 0.0001$  versus Aml/Val/HCTZ; \*\* $P \leq 0.001$  versus Aml/Val/HCTZ; \*\*\* $P \leq 0.01$  versus Aml/Val/HCTZ. Aml, amlodipine; ESH/ESC, European Society of Hypertension/European Society of Cardiology; HCTZ, hydrochlorothiazide; MADBP, mean ambulatory diastolic blood pressure; MASBP, mean ambulatory systolic blood pressure; Val, valsartan.

the 24-h interval. The ABPM data from this subgroup of patients corroborate the clinic BP findings from the entire study population.<sup>18</sup> Overall, the ABPM data show that treatment with Aml/Val/HCTZ lowered MASBP/MADBP by ~30/20 mm Hg throughout the 24-h period, which was significantly better than the reductions achieved in patients receiving dual therapy. An even greater improvement in MASBP (reductions of 37 mm Hg) was observed among triple-therapy patients with severe systolic hypertension at baseline (MSSBP  $\geq 180$  and  $< 200$  mm Hg).

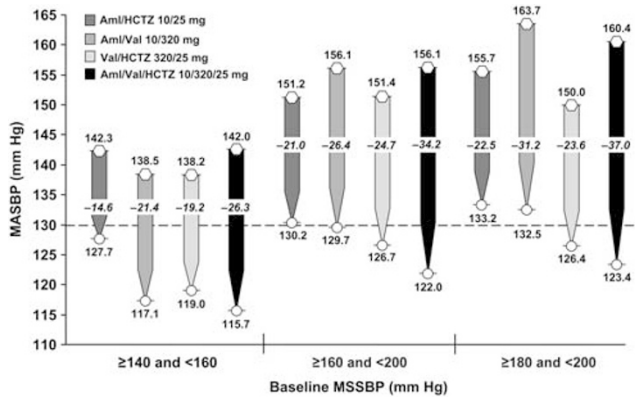
The results from the current study further show that the reductions in ABP are relatively uniform throughout the 24-h dosing period. Notably, at end point, hourly MASBP/MADBP levels among patients receiving Aml/Val/HCTZ remained  $\leq 130/85$  mm Hg for every hour of the 24-h dosing period, including the early morning hours. MASBP/MADBP between 0600 hours and 1200 hours, the hours coinciding with the morning surge in BP, was 124/80 mm Hg in the triple-therapy group. The ABP



**Figure 3** Hourly MASBP (a) and MADBP (b) at baseline and end point over the 24-h dosing interval. Dotted lines indicate the upper end of the European Society of Hypertension/European Society of Cardiology target range for mean 24-h MASBP/MADBP (125–130/80 mm Hg).<sup>20</sup> Aml, amlodipine; ESH/ESC, European Society of Hypertension/European Society of Cardiology; HCTZ, hydrochlorothiazide; MADBP, mean ambulatory diastolic blood pressure; MASBP, mean ambulatory systolic blood pressure; Val, valsartan.

levels achieved with triple therapy are clinically relevant considering the 24-h, daytime and night time means were lower than the lower end of the European Society of Hypertension/European Society of Cardiology SBP/DBP target goal ranges for ABP (125–130/80, 130–135/85 and 120/70 mm Hg, respectively).<sup>20</sup>

The results from this ABPM subgroup analysis, in conjunction with the results from the primary efficacy analysis,<sup>18</sup> have important implications for the management of patients with moderate to severe hypertension. The consistent reductions in ABP observed in this study throughout the 24-h dosing



**Figure 4** Change from baseline in 24-h MASBP according to the severity of hypertension at baseline. Hexagons represent baseline values and circles represent end point values. Dotted line indicates the upper end of the European Society of Hypertension/European Society of Cardiology target range for mean 24-h MASBP (125–130 mmHg).<sup>20</sup> Aml, amlodipine; ESH/ESC, European Society of Hypertension/European Society of Cardiology; HCTZ, hydrochlorothiazide; MASBP, mean ambulatory blood pressure; MSSBP, mean sitting systolic blood pressure; Val, valsartan.

interval are important, because ABP has been shown to be a strong predictor of cardiovascular morbidity and mortality.<sup>22,23</sup> Moreover, ABPM over 24 h is the most accurate method of assessing the effectiveness of antihypertensive therapy<sup>24</sup> and can characterize BP during the early morning hours, when cardiovascular and cerebrovascular events are most likely to occur.<sup>2</sup> At the same time, however, there is a lack of evidence that controlling the morning BP surge translates into a reduction in cardiovascular events.<sup>25</sup> Nonetheless, attaining 24-h BP control is a goal of antihypertensive therapy. In this regard, several studies (including the recently completed effects of force-titrated valsartan/hydrochlorothiazide versus amlodipine/hydrochlorothiazide on ambulatory blood pressure in patients with stage 2 hypertension (EVALUATE) study<sup>26</sup>) have shown that dual therapy with angiotensin receptor blockers in combination with a non-renin-angiotensin-aldosterone system antihypertensive agent is effective for controlling ABP throughout the day, including the high-risk hours coinciding with the morning surge in BP.<sup>27–32</sup> The results from this study show that additional improvements in ABP can be achieved throughout the day, including the morning hours, with angiotensin receptor blocker-based triple therapy that incorporates agents with complementary mechanisms of action.

Our study excluded individuals who were on four or more antihypertensive agents. This exclusion may have led to a greater percentage of patients responding to triple therapy as well as dual therapy in our study. However, for ethical reasons, it was not considered appropriate to enroll patients who were in need of four or more antihypertensive agents because the trial only allowed for a maximum of three drugs per patient. As with all clinical trials,

study entry criteria can limit extrapolation of results to a broader patient population.

## Conclusion

In patients with moderate to severe hypertension, once-daily therapy with Aml/Val/HCTZ (10/320/25 mg) reduces ABP throughout the 24-h dosing interval, including the overall 24-h, daytime and night time periods, to a significantly greater extent than component-based dual therapy. Aml/Val/HCTZ lowers MASBP/MADBP by ~30/20 mmHg throughout the day in these patients with even greater reduction observed in those patients with more severe systolic hypertension. Notably, triple therapy with Aml/Val/HCTZ effectively controls MASBP to  $\leq 130$  mmHg for every hour throughout the day, including early morning hours.

### What is known about this topic

- 24-h BP control is an important component of an effective antihypertensive treatment regimen.
- The morning surge in BP is associated with a peak in the incidence of cardiovascular complications, yet evidence linking control of this surge to improved cardiovascular outcomes is lacking.
- BP control remains an issue, despite current antihypertensive therapeutic options, and up to half of patients treated for hypertension have uncontrolled BP. A number of combination antihypertensive agents are available that have shown benefits.

### What this study adds

- In patients with moderate to severe hypertension, once-daily triple combination therapy (amlodipine/valsartan/hydrochlorothiazide) resulted in statistically significant and clinically relevant reductions from baseline in 24-h, daytime and nighttime MASBP and MADBP versus baseline.
- Ambulatory BP assessments also showed greater reductions with triple therapy compared with component dual-combination therapy.
- Triple-combination therapy effectively controlled MASBP to  $\leq 130$  mmHg for every hour throughout the day, including early morning hours when most cardiovascular complications are likely to occur.

## Conflict of interest

Yves Lacourcière and David Calhoun received research funding from Novartis Pharmaceuticals Corporation for the current study. Robert Glazer, Joseph Yen and Nora Crikelair are employees of Novartis Pharmaceuticals Corporation.

## Acknowledgements

We acknowledge Fran Karo, PhD and Michael S McNamara, MS, of Oxford PharmaGenesis, Inc., for their editorial support in the development of this manuscript. This study was funded by Novartis Pharmaceuticals Corporation, East Hanover, NJ, USA.

## Disclaimer

The principal investigator and the co-authors made the decision to submit the manuscript for publication and take responsibility for the content.

## References

- 1 Millar-Craig MW, Bishop CN, Raftery EB. Circadian variation of blood-pressure. *Lancet* 1978; **1**: 795–797.
- 2 Gosse P, Schumacher H. Early morning blood pressure surge. *J Clin Hypertens (Greenwich)* 2006; **8**: 584–589.
- 3 Leppäluoto J, Ruskoaho H. Atrial natriuretic peptide, renin activity, aldosterone, urine volume and electrolytes during a 24-h sleep-wake cycle in man. *Acta Physiol Scand* 1990; **139**: 47–53.
- 4 Veerman DP, Imholz BP, Wieling W, Wesseling KH, van Montfrans GA. Circadian profile of systemic hemodynamics. *Hypertension* 1995; **26**: 55–59.
- 5 Sica DA. What are the influences of salt, potassium, the sympathetic nervous system, and the renin-angiotensin system on the circadian variation in blood pressure? *Blood Press Monit* 1999; **4**(Suppl 2): S9–S16.
- 6 Lamarre-Cliche M, de Champlain J, Lacourcière Y, Poirier L, Karas M, Larochelle P. Effects of circadian rhythms, posture, and medication on renin-aldosterone interrelations in essential hypertensives. *Am J Hypertens* 2005; **18**: 56–64.
- 7 Weir MR, Dzau VJ. The renin-angiotensin-aldosterone system: a specific target for hypertension management. *Am J Hypertens* 1999; **12**: 205S–213S.
- 8 Redon J, Roca-Cusachs A, Mora-Macia J. Uncontrolled early morning blood pressure in medicated patients: the ACAMPA study. Analysis of the control of blood pressure using ambulatory blood pressure monitoring. *Blood Press Monit* 2002; **7**: 111–116.
- 9 Polónia J, Alcantara P, Amado P, Silva JA, Nazaré J, Braz-Nogueira J *et al*. Lack of adequate blood pressure control in the morning and evening periods in medicated hypertensive patients considered to be controlled in the office. *Rev Port Cardiol* 2005; **24**: 1059–1072.
- 10 Cushman WC, Ford CE, Cutler JA, Margolis KL, Davis BR, Grimm RH *et al*. Success and predictors of blood pressure control in diverse North American settings: the antihypertensive and lipid-lowering treatment to prevent heart attack trial (ALLHAT). *J Clin Hypertens (Greenwich)* 2002; **4**: 393–404.
- 11 Dahlöf B, Devereux RB, Kjeldsen SE, Julius S, Beevers G, de Faire U *et al*. Cardiovascular morbidity and mortality in the Losartan Intervention For Endpoint reduction in hypertension study (LIFE): a randomised trial against atenolol. *Lancet* 2002; **359**: 995–1003.
- 12 Black HR, Elliott WJ, Grandits G, Grambsch P, Lucente T, White WB *et al*. Principal results of the Controlled Onset Verapamil Investigation of Cardiovascular End Points (CONVINCE) trial. *JAMA* 2003; **289**: 2073–2082.
- 13 Milani RV. Reaching for aggressive blood pressure goals: role of angiotensin receptor blockade in combination therapy. *Am J Manag Care* 2005; **11**(7 Suppl): S220–S227.
- 14 Wright Jr JT, Bakris G, Greene T, Agodoa LY, Appel LJ, Charleston J *et al*. Effect of blood pressure lowering and antihypertensive drug class on progression of hypertensive kidney disease: results from the AASK trial. *JAMA* 2002; **288**: 2421–2431.
- 15 Pepine CJ, Handberg EM, Cooper-DeHoff RM, Marks RG, Kowey P, Messerli FH *et al*. A calcium antagonist vs a non-calcium antagonist hypertension treatment strategy for patients with coronary artery disease. The International Verapamil-Trandolapril Study (INVEST): a randomized controlled trial. *JAMA* 2003; **290**: 2805–2816.
- 16 Bangalore S, Messerli FH, Cohen JD, Bacher PH, Sleight P, Mancina G *et al*. Verapamil-sustained release-based treatment strategy is equivalent to atenolol-based treatment strategy at reducing cardiovascular events in patients with prior myocardial infarction: an International Verapamil SR-Trandolapril (INVEST) substudy. *Am Heart J* 2008; **156**: 241–247.
- 17 Jamerson K, Weber MA, Bakris GL, Dahlöf B, Pitt B, Shi V *et al*. Benazepril plus amlodipine or hydrochlorothiazide for hypertension in high-risk patients. *N Engl J Med* 2008; **359**: 2417–2428.
- 18 Calhoun DA, Lacourcière Y, Chiang YT, Glazer RD. Triple antihypertensive therapy with amlodipine, valsartan, and hydrochlorothiazide: a randomized clinical trial. *Hypertension* 2009; **54**: 32–39.
- 19 Chobanian AV, Bakris GL, Black HR, Cushman WC, Green LA, Izzo Jr JL *et al*. Seventh report of the Joint National Committee on Prevention, Detection, Evaluation, and Treatment of High Blood Pressure. *Hypertension* 2003; **42**: 1206–1252.
- 20 Mancina G, De Backer G, Dominiczak A, Cifkova R, Fagard R, Germano G *et al*. 2007 Guidelines for the Management of Arterial Hypertension: the Task Force for the Management of Arterial Hypertension of the European Society of Hypertension (ESH) and of the European Society of Cardiology (ESC). *J Hypertens* 2007; **25**: 1105–1187.
- 21 Williams B, Poulter NR, Brown MJ, Davis M, McInnes GT, Potter JF *et al*. British Hypertension Society guidelines for hypertension management 2004 (BHS-IV): summary. *BMJ* 2004; **328**: 634–640.
- 22 Ommen ES, Lipkowitz MS. The role of ambulatory BP monitoring in clinical care. *Geriatrics* 2007; **62**: 11–14.
- 23 Conen D, Bamberg F. Noninvasive 24-h ambulatory blood pressure and cardiovascular disease: a systematic review and meta-analysis. *J Hypertens* 2008; **26**: 1290–1299.
- 24 Staessen JA, Beilin L, Parati G, Waeber B, White W. Task force IV: clinical use of ambulatory blood pressure monitoring. Participants of the 1999 Consensus Conference on ambulatory blood pressure monitoring. *Blood Press Monit* 1999; **4**: 319–331.
- 25 White WB. Importance of blood pressure control over a 24-hour period. *J Manag Care Pharm* 2007; **13**(8 Suppl B): 34–39.
- 26 Lacourcière Y, Wright Jr JT, Samuel R, Zappe D, Purkayastha D, Black HR. Effects of force-titrated valsartan/hydrochlorothiazide versus amlodipine/hydrochlorothiazide on ambulatory blood pressure in patients with stage 2 hypertension: the EVALUATE study. *Blood Press Monit* 2009; **14**: 112–120.
- 27 Lacourcière Y, Gil-Extremera B, Mueller O, Byrne M, Williams L. Efficacy and tolerability of fixed-dose combinations of telmisartan plus HCTZ compared with losartan plus HCTZ in patients with essential hypertension. *Int J Clin Pract* 2003; **57**: 273–279.
- 28 Lacourcière Y, Neutel JM, Schumacher H. Comparison of fixed-dose combinations of telmisartan/hydrochlor-

- othiazide 40/12.5 mg and 80/12.5 mg and a fixed-dose combination of losartan/hydrochlorothiazide 50/12.5 mg in mild to moderate essential hypertension: pooled analysis of two multicenter, prospective, randomized, open-label, blinded-end point (PROBE) trials. *Clin Ther* 2005; **27**: 1795–1805.
- 29 Neutel JM, Smith D. Ambulatory blood pressure comparison of the anti-hypertensive efficacy of fixed combinations of irbesartan/hydrochlorothiazide and losartan/hydrochlorothiazide in patients with mild-to-moderate hypertension. *J Int Med Res* 2005; **33**: 620–631.
- 30 Neldam S, Edwards C. Telmisartan plus HCTZ vs. amlodipine plus HCTZ in older patients with systolic hypertension: results from a large ambulatory blood pressure monitoring study. *Am J Geriatr Cardiol* 2006; **15**: 151–160.
- 31 Minami J, Abe C, Akashiba A, Takahashi T, Kameda T, Ishimitsu T *et al*. Long-term efficacy of combination therapy with losartan and low-dose hydrochlorothiazide in patients with uncontrolled hypertension. *Int Heart J* 2007; **48**: 177–186.
- 32 Sharma AM, Davidson J, Koval S, Lacourcière Y. Telmisartan/hydrochlorothiazide versus valsartan/hydrochlorothiazide in obese hypertensive patients with type 2 diabetes: the SMOOTH study. *Cardiovasc Diabetol* 2007; **6**: 28.



**This work is licensed under the Creative Commons Attribution-NonCommercial-No Derivative Works 3.0 Unported License. To view a copy of this license, visit <http://creativecommons.org/licenses/by-nc-nd/3.0/>**