

Books, videos, CD-ROMs, DVDs and any other relevant items submitted for a review in the *BDJ* should be addressed to: Kate Maynard, Assistant Editor, British Dental Journal, NPG, 4-6 Crinan Street, London, N1 9XW

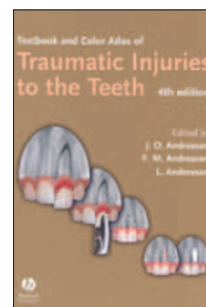

## Restorative dentistry (2nd edition)

A. D. Walmsley, T. F. Walsh, P. J. Lumley,  
F. J. T. Burke, A. C. Shortall, R. Hayes-Hall, I. A. Pretty  
UK: Elsevier  
price £39.99; pp 229  
ISBN 9780443102462

This multi-authored book is the second edition of an established text, with additions to the sections on 'caries and other reasons for restoring teeth' and 'the principles of tooth replacement', as well as updates to the rest of the text. Despite being multi-authored, the style of the chapters is fairly consistent and the text is fluid and easy to follow, covering a wide range of topics.

The preface states that the book is an introductory text and that 'covering the whole subject of restorative dentistry is a difficult task'; nonetheless, it is disappointing that there is minimal coverage of pulp-protection and that there is not more on restoration of root-treated teeth. Also, it is a shame that the section on periodontal diseases has not been updated from the first edition as it does not reflect contemporary teaching and practice. A couple of minor niggles are that pins are advocated for cores with little mention of alternative retentive features, and no mention is made of border moulding of impressions of edentulous patients.

Despite the above shortcomings, the remainder of the book has many good points and is generally of a high standard. The text is supplemented by over 400 illustrations, and with a few exceptions these are of high quality and useful. Key points are tabulated and easy to see at a glance. The section on occlusion covers a sometimes confused topic with clarity and at just the right level of detail. The sections on caries and endodontic treatment are also highlights: easy to follow and contemporary, despite being brief. As is the case with other chapters in the book, a lot of useful information is crammed into the section on tooth replacement.



This book is good value for money, containing much relevant information, especially for a text this size (240 pages). The book is described as 'an introductory text' and fulfils this role, with more detail in some areas. Overall, this is a good text for background reading; it provides a lot of clinical information and will be very useful to the target junior undergraduate. However, additional texts will need to be consulted for further principles underlying some of the techniques described and for periodontology.

J. Satterthwaite

## Textbook and color atlas of traumatic injuries to the teeth (4th edition)

J. Andreasen, F. Andreasen, L. Andersson  
UK: Blackwell Munksgaard  
price £155.00; pp 912  
ISBN 9781405129541

Dental trauma forms a large component of the caseload that dental health workers are called upon to deal with on a daily basis. Problems due to trauma pose a constant challenge for the dental surgeon to provide treatment that ensures a favourable outcome in the face of the numerous complicating factors, including psycho-social aspects.

This textbook is without doubt a golden well of knowledge! With contributions from an array of internationally outstanding experts in the corresponding fields, it covers the vast range of problems in dental trauma management.

The book begins by extensively reviewing the biological mechanisms involved in the occurrence of injuries and the ensuing healing processes. It maintains a multidisciplinary approach and provides a meticulous overview of the topics relevant to the comprehensive management of a patient with traumatic dental injuries.

The text of each chapter in this edition is supported by an extensive review of

literature well grounded in evidence-based dentistry. There has also been an update on various clinical procedures in endodontic therapy and splinting as well as additional topics on implantology, aesthetic dentistry and the psycho-social considerations important for the management of traumatic dental injuries.

This book provides comprehensive knowledge and clinically relevant tools for clinicians desiring to define appropriate evidence-based strategies for the management of patients with traumatic injuries to their teeth. The presentation of the chapter summaries together with the beautiful illustrations and logical text enables easy referencing. This book is an excellent resource. I would recommend it to all clinicians who wish to properly understand the subject of traumatic injuries to the teeth. Needless to say, all dental and related medical libraries must have at least one copy!


M. E. Addo

## Implant restorations: a step-by-step guide (2nd edition)

C. Drago  
UK: Blackwell Munksgaard  
price £55.00; pp 264  
ISBN 9780813828831

This is the second edition of a book first published in 1997. The text is split into three sections. The first section relates to the technical components of the 3i system, diagnosis and treatment planning. The second section describes the management of several clinical cases ranging from basic to the more demanding. The final section discusses record-keeping, patient compliance, hygiene regimes and follow-up. The last chapter, somewhat oddly, considers osseointegration, which may have been more useful earlier in the book.

The text is highly illustrated with good quality images and tables and follows a format of demonstrating how



to treat common treatment scenarios and problems.

The text is easy to read and provides a high level of detail. The strengths and weaknesses of this text are exemplified by the fact that it relates only to 3i products and in such detail that it is almost a manual for this system. This is obviously of great advantage if you are a 3i user but can be frustrating if you are not. This latter feature can detract from the many positive features of this publication.

This book will be of great use to those using the 3i system but its focus on this system may put off those who are not.

K. Bishop

## Seven secrets of a healthy and attractive mouth

O. Lawson  
UK: Author House  
price £5.75; pp 47  
ISBN 9781425994754

This book has echoes of Covey's *The seven habits of highly effective people*; as with the seven habits, the seven secrets sound simple but are difficult to apply. It is no secret that behaviour change is a complex process involving many steps and that being let in on the secrets of a healthy mouth will not in itself develop a 'beautiful smile'. That said, this is a wonderfully simple book containing a wealth of information in very accessible language.

The book addresses most things the public would like to know about in one slim volume of 47 pages which can be read from cover to cover in about one hour. The seven secrets are revealed in seven chapters dealing with knowing your mouth (anatomy); functions of your mouth; changes that can take place; what to avoid; healthy eating; visiting the dentist and self care. Visiting the dentist provides a brief explanation of all of the more common dental procedures in very concise and clear

language. Self care guides the reader through the types of products available and when to use them; it also deals with halitosis and includes a clear description of how to deal with an avulsed tooth. It sacrifices detail for simplicity, for example the description of flossing is unlikely to guide a good technique. However, the author does advise consulting a dentist or hygienist regarding technique. The section on toothpaste is also very superficial but the depth is in keeping with the style of the book. In a publication of this nature brevity and simplicity are the challenge and the type of simplicity seen here can be difficult to achieve.

I was surprised not to find pictures or illustrations; the glossy cover seems to promise a more elaborate presentation. On the other hand it complies with the principles of good communication: the margins are broad, the text is large, the language is simple, the author avoids the use of jargon and the text is presented in the first person. Each chapter commences with an entertaining anecdote and ends with key points.

This book provides a balanced source of information for young and old alike – it has none of the biases of much of the oral health promotion material produced for advertising oral health products – its sole interest is the promotion of a healthy attractive mouth. This would be a useful publication for any waiting room.

H. Whelton

## Dental management of the medically compromised patient (7th edition)

J. W. Little  
UK: Mosby  
price £37.99; pp 704  
ISBN 9780323045353

The new edition of this book is edited by four American professors across a range

of medical related dental fields. Three new chapters have been added since the previous edition: smoking and tobacco use, tuberculosis, and sleep related breathing disorders. Also, an appendix on alternative and complementary drugs has been included.

This well presented paperback book aims to provide an up-to-date reference for dental management of patients with medical problems. It contains a clear contents page and index, colour clinical photographs, colour diagrams, and clear tables and graphs. It begins with a helpful 63 page summary table of all of the sections covered. Each medical problem is outlined according to potential problems related to dental care, oral manifestations, prevention of problems, and treatment planning modifications. It then divides into 30 well organised chapters, which are grouped into ten parts, each part dealing with a different body system. The text on each disease includes incidence and prevalence, aetiology, pathophysiology and complications, signs, symptoms and laboratory findings, medical management, and dental management and oral manifestations. The book ends with five appendices, including medical emergencies, infection control guidelines, and drug management and interactions.

Since it is written by American dentists some of the terminology and management descriptions differ slightly from the UK. However, don't let this put you off. The basics are still the same. A good example of this is the appendix on medical emergencies.

In summary, this book is well laid out and easy to navigate around. It is ideal for dental students and qualified dentists working with any patient who is medically compromised. It is easy to read and, with the summary table, it is quick to pull information from. Its broad coverage and the ease of use with which information can be found make it a good buy.

E. Gibson