

Books, videos, cd-roms, DVDs and any other relevant items submitted for a review in the *BDJ* should be addressed to:  
Mike Grace, Editor, *British Dental Journal*,  
64 Wimpole Street WIG 8YS

## Endodontics. Problem – Solving in Clinical Practice

T. R. Pitt Ford, J. S. Rhodes, H. E. Pitt Ford  
London: Martin Dunitz, 2003  
price £70, pp207  
ISBN 1853176958

There is now a myriad of textbooks on endodontics that have been designed for the general dental practitioner. This is another in a long line but nevertheless provides a very readable and informative guide to modern endodontic practice. All the authors are well respected in their professional fields and the senior author has an enviable reputation for producing textbooks of high quality. Improving clinical endodontic care is addressed in a logical sequence with an emphasis placed on proper diagnosis and treatment planning. The two most alluring features of this book are the quality of the illustrative material and the 'easy to read' style of the text. The latter is not burdened by philosophical arguments or academic minutia but there is plenty of information that will help the practitioner to perform better. The text for each chapter is in short paragraphs that are assimilated easily. The quality of the illustrations is superb – the photographs are of a very high standard and the book is profusely illustrated with a number of figures on every page.

The book is in 12 chapters and begins with a thorough discourse on history, diagnosis and treatment planning and the second chapter is concerned with root canal anatomy. These provide a sound basis for the succeeding chapters on treatment. The third chapter, on preparation prior to endodontics, is important and a clinical imperative that is often overlooked in other textbooks. The chapter on isolation that follows demonstrates clearly the purpose of this book. After reading this chapter all the knowledge has been given to allow the busy practitioner to use rubber dam routinely. Many hints and tips are given to

facilitate easy isolation of the operating field. Chapter 5 describes root canal preparation. All the principles of access and preparation are described. With so many techniques and instruments available it would be difficult to cover all in this book but the authors give popular examples of hand and rotary preparation techniques. The chapters on irrigation and medication, and obturation are lucid and whilst not exhaustive are very helpful. Further chapters on root canal retreatment, restoration of the root filled tooth, complex endodontic problems, endodontic management of permanent teeth in children and endodontic emergencies complete the knowledge base.

Overall, this book is a first class production, the reading of which will inevitably lead to improved care for patients.

W. Saunders

## Dental Caries. The Disease and its Clinical Management

O. Fejerskore and E. Kidd (Ed)  
London: Blackwell, 2003  
price £75, pp368  
ISBN 1405107189



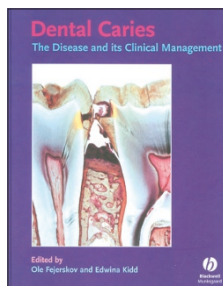

This clearly written, 350-page tome, edited by two of the most respected cariologists in the field today, will shortly adorn the shelves of most dental libraries around the world, as the standard reference text in this expanding field. It discusses the current evidence base of knowledge and understanding of the carious process and clinical management strategies. It does not attempt to discuss the different clinical treatment modalities that may be used to manage the carious lesion operatively. The editors have managed to collate a wide range of evidence-based information from a select group of international experts into a book that guides the reader through numerous, logically-planned chapters, divided into

four parts, with a comprehensive list of references ending each chapter.

Part I describes the physiology / histopathology of the carious process. Chapters include saliva production, oral microflora and biofilms, chemical interactions and histology. The level of detail especially in Chapter 2 (saliva) may at times be a little daunting but provides useful reference information nevertheless. The second part discusses caries diagnosis. The following four chapters pursue an interesting interplay between the conceptual understanding of dental caries and the technical developments in clinical diagnosis. Part III is about the major factors that play a role in lesion development and progression. The distillation of current knowledge serves to highlight the concepts of caries control and non-operative treatment strategies. Chapters on plaque control at the tooth surface, patient and population level, the role of antimicrobials and fluoride precede chapter 14 which discusses in depth the vast literature on the role of diet and caries development. The remaining chapters deal with the ever thorny issue of when to operatively intervene in the carious process, how much carious tissue should be excavated and the growing importance of the seal obtained from the final restoration and its relevance to caries progression. The final part of the textbook discusses the issues regarding the prognosis and prediction difficulties of caries incidence and prevalence in individuals and populations. Current evidence is analysed in order to address relevant clinical issues in a scientific manner.

The book is not without criticism. The gathering of high quality colour images in plate sections has broken the continuity of certain chapters. If this was done to minimise publishing costs, then it is debatable whether this has helped as the cost of the book will price it out of the large undergraduate market. As the ultimate reference to both under- and post-graduates alike, however, this textbook will be well thumbed for years to come!

A. Banerjee



## Child Taming: How to Manage Children in a Dental Practice

B. L. Chadwick, M. T. Hasey  
Surrey: Quintessence, 2003  
price £28, pp127  
ISBN 1850970629

This is a difficult book to review as it is very much a curate's egg. The book's title is misleading as the OED defines taming as 'make tame, domesticate (bring an animal under human control), break in, humble, subdue.' I doubt that this is what the authors had in mind and a more empathetic title would have been more appropriate. In paediatric dentistry taming is not the aim of behaviour management. Rather the objective for a dentist faced with an uncooperative child is to identify why the child is difficult and then set out a strategy of psychological management and empathy to enable the child to cope with the situation and come to accept dentistry as a normal and routine way of life.

The book comprises some 11 chapters starting well with guidance on introducing children, the role of the dental team, some basic comments about fear and anxiety and parent training. These chapters are simply written and serve as a good, if brief, introduction. Chapter five should be the meat of the book as it deals with behaviour management techniques, and would be better if enlarged into a number of chapters. It covers some of the various psychological approaches to the behaviour management of a child in dentistry. Starting off simply with 'Tell, Show, Do' it continues into behaviour shaping, positive reinforcement, distraction, desensitisation and modelling. But each of these sections only skims the surface of the subject. In addition other behavioural techniques, which should be part of the spectrum of techniques a dentist needs to use, such as voice control, empathy, exclusion, verbal punishment (telling a child that their behaviour is not

acceptable using a stern voice), etc. are not covered.

The authors state that their aim is to provide family dentists with the keys to successful management. As such it may well serve its purpose as long as it is understood that this book is but a very brief introduction to a complex subject. As a refresher text general dental practitioners will find it useful provided they are already familiar with much of the psychology that underlines the behaviour management of children. If the authors are considering a second edition then the book needs expanding to cover behavioural psychological techniques in full or restricting to either psychology or conscious sedation.

M. E. J. Curzon

## Dental Practice in Europe at the End of the 18th Century

C. Hillam (Ed)  
Amsterdam: Rodopi, 2003  
price €55/135 (bound), pp518  
ISBN 9042012587

*"And what should they know of England, who only England know?" (Rudyard Kipling, 1892)*

This is a splendid book, bold in conception and successful in realisation. The editor, the late Christine Hillam, whose own book *Brass Plate and Brazen Impudence* is essential reading for the student of the history of dentistry, has assembled eight contributors to describe the status of dental practice in five countries; France, The British Isles, The Netherlands, Hungary and Germany. Two diaspora nationals who contributed greatly to the profession are also spread within, Italian and Jewish.

The scholarship is uniformly impressive, as the authors introduce the reader to revolutionary Europe and the enterprising and brave men and women

who laid the foundations of our profession. The sheer number of operators is remarkable, so there is much to instruct and marvel at, from a Turkish Doctor Ali in the Netherlands, via blockheaded bureaucrats, and a well respected operator who could neither read nor write in Germany, to the pity of an operator shot for being on the wrong side in the French Revolution and a female operator burnt as a witch in Hungary after extracting the wrong tooth.

The inevitable unevenness of such a 'volume of parts', as each contributor approaches the subject with a different technique is a bonus, adding freshness. Frank Huisman discussing the Dutch Republic and Thomas Nickol in Germany both extrapolate from a single town to illuminate the whole, while the section covering the British Isles by Dr Anne Hargreaves and her team of five, is more than just a digest of her seminal book *White as Whales Bone*. The Hungarian section by Judit Forrai is fascinating, and as with the others, written in clear readable style. (Huisman's own, the other non-English contributors translated or edited by Dr Hillam.)

The French section by Pierre Baron appropriately honours Fauchard by coming first. It is, by contrast to the others which expand on meaning, rather more one of 'pure' scholarship. Appendices give among other things, contemporary bibliographies for Germany and France, but slightly disappointingly, not for the British Isles.

This book is essential reading for any dental historian, and strongly recommended for anyone with an interest in their profession in general. The notes and references suggest other avenues for research. It is not cheap, but you will be getting five plus books in one.

Dr Hillam had brought the work nearly to completion by her untimely death in 2000, and the final touches were made by her husband. It is a most worthy and fitting memorial to her.

M. Bishop