



Tumour cells can evolve resistance to chemotherapy drugs such as oxaliplatin, shown under a microscope.

**Tumours are subject to the same rules of natural selection as any other living thing. Clinicians are now putting that knowledge to use.**

BY CASSANDRA WILLYARD

About six years ago, Alberto Bardelli fell into a scientific slump. A cancer biologist at the University of Turin in Italy, he had been studying targeted therapies — drugs tailored to the mutations that drive the growth of a tumour. The strategy seemed promising, and some patients started to make dazzling recoveries. But then, inevitably, their tumours became resistant to the drugs. Time and time again, Bardelli would see them relapse. “I stumbled into a wall,” he says. The problem wasn’t the specific mutations, Bardelli realized: it was evolution itself. “Unfortunately, we are facing one of the most powerful forces on this planet,” he says.

Researchers have long understood that tumours evolve. As they grow, mutations arise and populations of genetically distinct cells emerge. The cells that are resistant to treatment survive and expand. No matter what medication physicians apply, it seems, the tumour adapts. And it has been difficult for researchers to unpick this process, because cancer evolves inside the body over the course of years. “We used to say to patients all the time that cancers are evolving in a Darwinian manner, but we didn’t have a huge amount of evidence at our disposal to really formally prove that,” says Charles Swanton, a cancer researcher at the Francis Crick Institute in London.

That is beginning to change. Thanks to advances in sequencing technology and the development of massive collections of samples and clinical data, scientists are piecing together a more precise picture of how cancer evolves, revealing the roots of resistance and, in some cases, finding out how it might be overcome. With a growing arsenal of treatments, biologists are trying to capitalize on these insights.

“Cancer is continuously adapting, therefore we have to do so as well,” Bardelli says. In that spirit, last year he shifted the focus of his lab to studying the evolution of cancer. His

MARGARET OEHSLI

# CANCER: AN EVOLVING THREAT

team has modelled<sup>1</sup> how colorectal cancers respond to targeted therapies that are given in combinations, potentially revealing ways to prevent the tumour cells from becoming resistant. “We have very exciting data now on the possibility to track and treat evolution,” he says.

### TREE OF LIFE

Cancer cells harbour a staggering array of mutations. In 2012, when Swanton and his colleagues sequenced multiple biopsies from two people with kidney cancer, they found that even within a single person, no two samples were the same<sup>2</sup>. The team examined not only the primary tumour, but also the satellite tumours — called metastases — that had spread throughout the patients’ bodies. In each person, the team found more than 100 mutations in the various tumour samples analysed; only about one-third of them occurred in all samples.

The relationships between the various cancerous cells from a single person can be plotted out in much the same way as evolutionary biologists plot relationships between species: by drawing phylogenetic trees, branching diagrams that trace ‘descendants’ back to a common ancestor. Mutations that occur in the first malignant cells, those in the trunk of this evolutionary tree, will end up in all the tumour cells; mutations that arise later will be found only in the tree’s branches. To eliminate the tumour, Swanton says, one must attack the mutations in the trunk.

Therapies that target some of these trunk mutations already exist, and they often produce dramatic responses at first. But then resistance develops, as Bardelli found. “We’re so fixated on ‘the smaller the tumour gets, the better’, but what one doesn’t think about is what one has left behind,” Swanton says. “You’re often leaving resistant clones that you can’t treat.” But he thinks that by targeting multiple trunk mutations at the same time, researchers might have a shot at wiping out the cancer. Chances are slim that a single cancer cell would be able to evade a two- or three-pronged attack.

One way to do this is to use combinations of targeted therapies. “In theory, they can work,” says Bert Vogelstein, a cancer geneticist at the Sidney Kimmel Comprehensive Cancer Center at Johns Hopkins University in Baltimore, Maryland. In fact, when he and evolutionary biologist Martin Nowak at Harvard University in Cambridge, Massachusetts, modelled the strategy, they found that two targeted medicines for which no common resistance mechanism exists would be enough to control metastatic cancer<sup>3</sup>. For people with a large number of metastases, the model suggested that three therapies would be needed.

Researchers are already beginning to test combinations of targeted therapies in the clinic. However, Swanton points out that there

are no targeted drugs for the vast majority of mutations. And combining existing drugs in a way that won’t harm the patient has proved tricky. So Swanton is focusing on immunotherapies — strategies that help the immune system to recognize and destroy cancer cells (see page 162).

The immune system identifies threats, in part, by surveying the surfaces of cells, looking for molecules called antigens that can signal

**“CANCER IS CONTINUOUSLY ADAPTING, THEREFORE WE HAVE TO DO SO AS WELL.”**

trouble within. The genetic defects in the DNA of a cancer cell can sometimes encode antigens that will trigger an immune response. But Swanton and his colleagues wondered whether it matters if the immune system responds to an antigen that arises from the cancer’s evolutionary trunk or to one that springs from its branches.

In a paper published in March<sup>4</sup>, he and his colleagues examined samples from the Cancer Genome Atlas, a collection of genetic and clinical data from thousands of people with cancer. They found that people with lung cancer who had lots of trunk antigens — and a high proportion of trunk antigens to branch antigens — survived longer than those who had either few trunk antigens or a higher proportion of branch antigens. What’s more, people with many trunk antigens seemed to respond better to immune therapies. That makes sense, Swanton says, because if the immune system targets trunk antigens, it’s hitting most of the cancer cells, rather than “nipping off little branches”.

The research is still in its infancy, but Swanton is leading a clinical study that could help to confirm his findings. The study, called TRACERx — Tracking Cancer Evolution through Treatment (Rx) — will follow 850 people from lung-cancer diagnosis through treatment and, in some cases, until death. It will document genetic changes in their tumours over time to examine how lung cancer evolves, and how treatment influences that process.

Once he has the data, Swanton hopes to raise enough money to test treatment strategies based on evolution. One approach would be to identify immune cells in a tumour, grow them in a lab, and then infuse them back into the patient — a technique called adoptive cell transfer. Similar strategies already in use select immune cells that recognize any cancer antigen, but Swanton’s group would select those that are primed to recognize the trunk

antigens that occur on all cancer cells.

This strategy would not be cheap, but neither is doling out a string of targeted therapies only to watch them all eventually fail. “Each course of therapy costs between US\$10,000 and \$100,000,” Swanton says. If researchers could develop a therapy that would cure metastatic cancer, “the whole cost–benefit analysis and the health economic models change dramatically”.

### CELLULAR COMPETITORS

Applying evolutionary principles might help the immune system to vanquish tumours. Robert Gatenby, a molecular oncologist at Moffitt Cancer Center in Tampa, Florida, has a more modest goal: he hopes to help people to live with their disease. Gatenby began thinking about cancer as an evolutionary problem in the early 1990s, when he was working at Fox Chase Cancer Center in Philadelphia, Pennsylvania. He saw so many people relapse that cancer began to seem less like a biological problem and more like witchcraft. “It’s like an evil entity that just keeps recurring and overcoming your best efforts.” But when he began thinking about cancer from an evolutionary perspective, the problem became tractable again, he says.

Gatenby began trying to mathematically model the disease to work out how best to tackle it. His models suggest that many oncologists are taking the wrong approach. Typically, physicians will give the maximum dose of chemotherapy that a person can tolerate, to kill as many cancerous cells as possible. The hope is that they can wipe out the cancer before resistance evolves.

But studies from recent years suggest that tumours harbour drug-resistant cells long before they encounter therapy<sup>5–7</sup>. The population of resistant cells stays small because resistance comes with a fitness cost. When a patient receives a hefty dose of chemotherapy, however, the resistant cells become much fitter than the susceptible cells. Gatenby likens drug resistance to an umbrella: “If it’s raining, the umbrella is very useful. But if it’s not raining, it’s a burden.” Gatenby thinks that he can capitalize on the natural competition between susceptible and resistant cells by managing drug dosage or timing more carefully.

Recently, he tested the idea in mice with two kinds of breast cancer<sup>8</sup>. When he and his colleagues gave the mice the standard, maximum tolerated dose of the chemotherapy drug paclitaxel, the tumours roared back as soon as the treatment was stopped. The team also tried skipping doses whenever the tumour began to shrink, but that worked no better. A third group of mice received the standard high dose of chemotherapy at first, but once the animals’ tumours started to shrink, the researchers dialled back the dose. This strategy resulted in the best survival for the mice and allowed three out of the five mice tested to be weaned off the

drug completely. The treatment is meant to adapt to how the tumour responds and maintain a balance between drug-resistant and susceptible cells (see ‘Evolving strategies’). “I think it’s one of the most exciting advances in cancer biology because it’s a relatively easy thing to try,” says Carlo Maley, a biologist at Arizona State University in Tempe who has collaborated with Gatenby.

In May 2015, the Moffitt Cancer Center launched a pilot study to test whether this kind of adaptive-therapy approach might help people with prostate cancer. Physicians will monitor the patient’s levels of prostate specific antigen (PSA), a marker of disease progression. They will then administer standard treatment or stop it, depending on what they see. Researchers have studied intermittent therapy in the past, but the protocols generally involve rigidly controlled cycles. “With adaptive therapy, the on-off cycle is determined by the tumour response,” Gatenby says. He also plans to use the wealth of molecular and clinical data from the trial to develop computer models that might guide adaptive therapy in the future.

## IN A BIND

Physicians have noticed other evolutionary paradigms at work. In January, Jeffrey Engelman, a thoracic oncologist at Massachusetts General Hospital in Boston, and his colleagues detailed the case of a 52-year-old woman with metastatic lung cancer in *The New England Journal of Medicine*<sup>9</sup>. The woman’s tumour had a genetic rearrangement that produced a misshapen version of the ALK protein, so her doctors first administered the drug crizotinib, which inhibits the action of ALK. She responded well for 18 months, but then relapsed. A second-generation therapy also failed, so physicians moved onto a third-generation therapy that is still in clinical trials. That worked for a while, but after less than a year, the woman’s liver began to fail, and she had to be hospitalized. Then her doctors found that the third therapy had prompted a new mutation that made her cancer once again responsive to crizotinib. When they administered the drug, her liver recovered, and she improved so much that she was able to leave the hospital.

For Engelman and his colleagues, the woman’s resensitization to crizotinib was a happy accident. But researchers may be able to direct cancer down such routes intentionally. Gatenby calls this strategy an evolutionary double bind, and he explains it like

this: imagine trying to control a population of rats by introducing predators, such as hawks, that can pick them off from the sky. That type of predation selects for rodents that hide under brush. So one might bring in snakes that also hide under brush. The snakes would select for rats that prefer open spaces, making them vulnerable to hawks, Gatenby says. The same idea could apply in cancer. Use one treatment that makes the cancer more vulnerable to a second one, and then alternate between the two. It’s “not whack-a-mole”, Gatenby says, “but rather a carefully thought-out method that exploits the evolutionary dynamics”.

That strategy is exactly what Ben Solomon, a cancer researcher at the Peter MacCallum Cancer Centre in Melbourne, Australia, plans to test in an upcoming trial. Many people with lung cancer harbour mutations in a gene called *EGFR*. Several drugs have been approved to target *EGFR* mutations, but tumours invariably

develop resistance to them. In about half of patients, this resistance is caused by a mutation in *EGFR* called T790M. Last year, the US Food and Drug Administration approved a targeted drug called osimertinib, which inhibits the standard *EGFR* mutations as well as T790M, but people who respond to it tend to relapse within a year.

Solomon and his colleagues plan to start trial participants on osimertinib and then monitor resistance by tracking tumour DNA that circulates in their blood. The researchers expect to see a reduction in the T790M mutation. When that happens, they will switch to a first-generation *EGFR* inhibitor, which doesn’t inhibit T790M. When T790M levels rise, the researchers will switch back to osimertinib. “Our hypothesis is that that’s going to delay the emergence of resistance to osimertinib, because we’re not maintaining that selection pressure,” says Solomon. He hopes to have final approval for the trial soon.

There is no guarantee that any of these strategies will work. But even if the trials fail, the results of the tests will help researchers to refine their theories, and will address some of the big unknowns. How do the genetically diverse cells in a tumour interact, for example, and what is the role of the cellular environment that they inhabit? Kornelia Polyak, an oncologist at Harvard Medical School in Boston, says that cancer researchers tend to focus on the mutations inside cells, and fail to consider how those mutated cells might influence the cells around them. “That’s a largely unexplored area,” she says.

The dynamics inside a tumour are exceedingly complicated, but Engelman is not discouraged. Clinical analyses will help researchers to understand this complexity. “These insights are going to bring us closer to having bigger and bigger impacts,” he says. “The depressing thing is to not know what the hell is going on.” ■

**Cassandra Willyard** is a science writer based in Madison, Wisconsin.

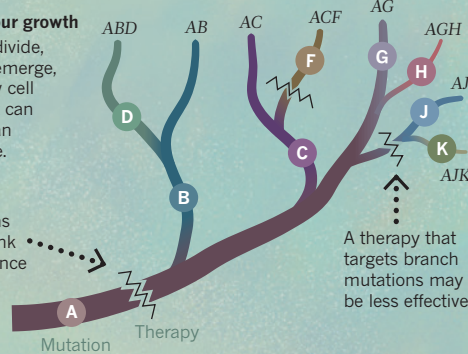
## EVOLVING STRATEGIES

Oncologists are adapting cancer-treatment strategies to take into account how a tumour evolves.

### Stemming tumour growth

As cancer cells divide, new mutations emerge, establishing new cell populations that can be mapped on an evolutionary tree.

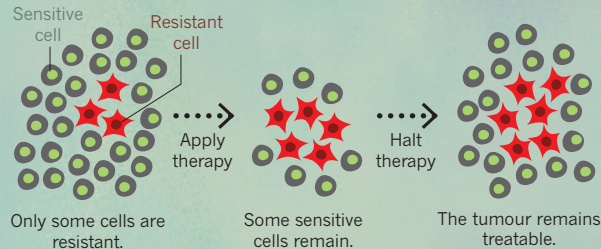
A therapy that targets mutations closer to the trunk has a better chance of eliminating cancer.



A therapy that targets branch mutations may be less effective.

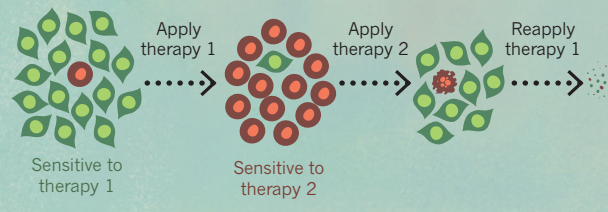
### Adapting for balance

Cancer-cell populations compete, so completely killing cells that are sensitive to a particular drug lets resistant cells grow unfettered. Adjusting dosage according to tumour response could maintain balance in the populations.



### The double bind

Developing resistance to one treatment can leave tumours vulnerable to others. Evolutionary modelling can suggest the best way to apply multiple therapies to almost eradicate resistant cells.



- Misale, S. et al. *Nature Commun.* **6**, 8305 (2015).
- Gerlinger, M. et al. *N. Engl. J. Med.* **366**, 883–892 (2012).
- Bozic, I. et al. *eLife* **2**, e00747 (2013).
- McGranahan, N. et al. *Science* **351**, 1463–1469 (2016).
- Turke, A. B. et al. *Cancer Cell* **17**, 77–88 (2010).
- Bhang, H. C. et al. *Nature Med.* **21**, 440–448 (2015).
- Su, K. Y. et al. *J. Clin. Oncol.* **30**, 433–440 (2012).
- Enriquez-Navas, P. M. et al. *Sci. Transl. Med.* **8**, 327ra24 (2016).
- Shaw, A. T. et al. *N. Engl. J. Med.* **374**, 54–61 (2016).