

Soluble Copolyimides Based on 2,3,5-Tricarboxycyclopentyl Acetic Dianhydride and Conventional Aromatic Tetracarboxylic Dianhydrides

Yusuke TSUDA, Kenichi ETOU, Norihiko HIYOSHI,* Michinori NISHIKAWA,**
Yasuo MATSUKI,** and Nobuo BESSHO**

*Department of Industrial Chemistry, Kurume National College of Technology,
1232 Komorino-machi, Kurume, Fukuoka 830, Japan*

** Advanced Engineering School, Kurume National College of Technology,
1232 Komorino-machi, Kurume, Fukuoka 830, Japan*

*** Yokkaichi Research Laboratories, Japan Synthetic Rubber Co., Ltd.,
100 Kawajiri-cho, Yokkaichi, Mie 510, Japan*

(Received August 14, 1997)

ABSTRACT: Soluble copolyimides based on 2,3,5-tricarboxycyclopentyl acetic dianhydride (TCA-AH)/aromatic tetracarboxylic dianhydrides/diamino diphenyl ether (DDE) were obtained. The maximum incorporation ratios of aromatic dianhydrides depend on flexibility of the dianhydrides. The ratios increase in the order of pyromellitic dianhydride (PMDA) (25 mol%), 3,3',4,4'-biphenyltetracarboxylic dianhydride (BPDA) (50 mol%) and 3,3',4,4'-benzophenonetetracarboxylic dianhydride (BTDA) (65 mol%). The incorporation of conventional aromatic tetracarboxylic dianhydrides results in improvement of the thermal stability of soluble polyimides based on TCA-AH by the increment of aromatic components in polymer backbone, and the reduction of amount of a special monomer, that is TCA-AH.

KEY WORDS Polyimide / Soluble Polyimide / Copolymerization / 2,3,5-Tricarboxycyclopentyl Acetic Dianhydride / Soluble Copolyimide / Thermal Stability /

Polyimides exhibit excellent thermal and mechanical properties, and have extensive engineering and microelectronics applications.¹ Aromatic polyimides such as pyromellitic polyimides are prepared from aromatic diamines and aromatic tetracarboxylic dianhydrides *via* poly(amic acid)s. Since conventional aromatic polyimides are insoluble, these polymers are usually processed as the corresponding soluble poly(amic acid) precursors, and then either thermally or chemically imidized. However, there are some problems owing to the unstability of poly(amic acid)s and the liberation of water in imidization process. Therefore, solvent soluble polyimides processed without difficulty are desired. The solubility of the polyimides has been successfully improved by the incorporation of fluorine moieties²⁻⁶ or, chlorine moieties⁷ or, bulky side groups⁸ or, pendant phenyl groups⁹ or, polydimethylsiloxane segment,¹⁰ or polyalicyclic structures¹¹⁻¹³ into the polymer backbone. Because these modifications are generally carried out using relatively expensive special monomers, soluble polyimide copolymers which consist of common aromatic dianhydrides and diamines have been also investigated.¹⁴

Recently the authors reported the synthesis and characterization of soluble polyimides prepared from an alicyclic tetracarboxylic dianhydride, 2,3,5-tricarboxycyclopentyl acetic dianhydride (TCA-AH), and aromatic diamines.¹⁵ TCA-AH polyimides exhibited good thermal stability and 10% weight loss temperatures were in the range of 422—470°C in air and 457—494°C in nitrogen. These temperatures are about 100°C lower than the values of aromatic soluble polyimides based on fluorine containing monomers such as 4,4'-hexafluoroisopropylidenedi(phthalic anhydride) (6FDA). This paper reports the synthesis and characterization of soluble copolyimides based on TCA-AH and conven-

tional aromatic tetracarboxylic dianhydrides such as pyromellitic dianhydride (PMDA), 3,3',4,4'-biphenyltetracarboxylic dianhydride (BPDA), 3,3',4,4'-benzophenonetetracarboxylic dianhydride (BTDA). The object of this study is to reduce the amounts of TCA-AH in soluble polyimides and enhance thermal stability by increment of aromatic components in the polymer backbones. The above conventional aromatic dianhydrides are commercially available and relatively inexpensive, while TCA-AH belongs to special monomers. Therefore, reduction of the amount of TCA-AH may be more economical. Soluble copolyimides based on 6FDA, known to give soluble polyimides by the effect of two trifluoro methyl groups, with conventional aromatic dianhydrides were used for reference. The authors chose 4,4'-diaminodiphenylether (DDE) as an aromatic diamine for these copolyimides because it is one of the most representative diamine monomers for aromatic polyimide syntheses.

EXPERIMENTAL

Materials

TCA-AH (mp 194—195°C from acetic anhydride) was kindly supplied by Japan Synthetic Rubber Co., Ltd. PMDA (Mitsubishi Gas Chemical), BTDA (Mitsui Toatsu Chemicals Inc.), BPDA (Ube Industries, Ltd.), 6FDA (Central Glass Co., Ltd.), and DDE (Wakayama Seika Kogyo Co., Ltd.) were used as received. *N*-Methyl-2-pyrrolidone (NMP) (Mitsubishi Kasei) were distilled under reduced pressure. Reagent grade acetic anhydride and pyridine were purchased from Katayama Chemical Industries Co., Ltd. and used as received. Dimethyl sulfoxide-*d*₆ (Aldrich Chem. Co.) was used as received.

Measurement

The inherent viscosities of all polymers were measured

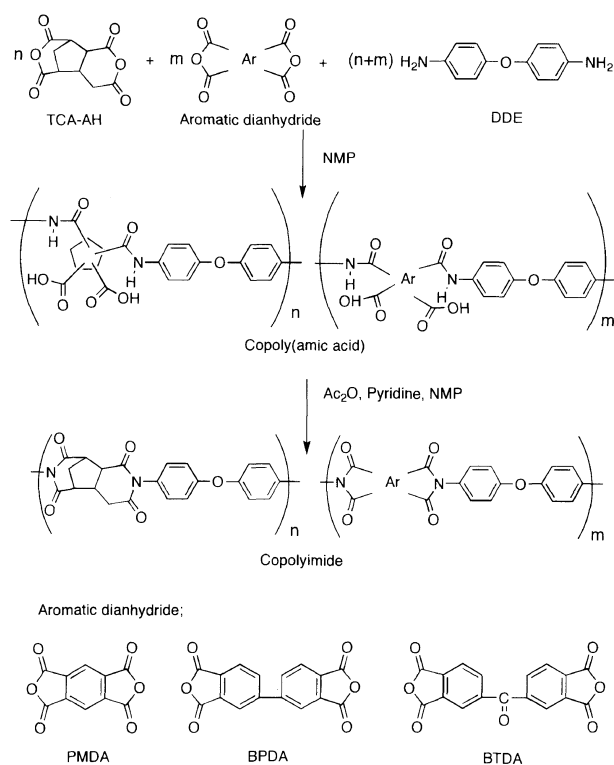
using Cannon Fenske viscometers at a concentration of 0.5 g dL^{-1} in NMP at 30°C . Thermogravimetric analysis (TGA) was performed on a Shimadzu thermogravimetric analyzer Model TGA-50 in air or nitrogen at a heating rate of $10^\circ\text{C min}^{-1}$. ^1H NMR spectra were measured on a JEOL JNM-EX270 FT NMR in dimethyl sulfoxide- d_6 with tetramethylsilane (TMS) as the internal reference. IR spectra were measured on a JASCO IR Report-100 spectrophotometer.

Poly(amic acid) Preparations

As a typical example, to a 30-mL flask were added 0.596 g (2.66 mmol, 75 mol% of the amount of tetracarboxylic dianhydrides) of TCA-AH, 0.193 g (0.89 mmol, 25 mol% of the amount of tetracarboxylic dianhydrides) of PMDA and 0.710 g (3.55 mmol) of DDE. The system was purged by nitrogen and NMP was added. Monomer concentration was kept at 10 wt%. The mixture was stirred at 60°C under nitrogen for 12 h to allow viscosity to increase. About one-third of the reaction mixture was poured into a large amount of water or methanol. Precipitated poly(amic acid) was filtered, washed with methanol and dried at room temperature for 2 days. The residual two-thirds of the poly(amic acid) solution was used for the following polyimide preparation. The IR spectrum (KBr) exhibited absorptions at 3300 cm^{-1} (O-H and N-H), 1725 and 1680 cm^{-1} (C=O). Chemical shifts of the characteristic absorption peaks of ^1H NMR spectra and results of elemental analysis are as follows. ^1H NMR (DMSO): δ (ppm) = ca. 1.8–4.0 (m, aliph.), 6.8–7.2 (m, arom.), 7.4–7.8 (m, arom.), 7.95 (s, arom.), 9.96–10.06 (m, -NH-). *Anal.* Calcd for $[0.75 \times (\text{C}_{22}\text{H}_{20}\text{N}_2\text{O}_7)_n + 0.25 \times (\text{C}_{22}\text{H}_{14}\text{N}_2\text{O}_7)_n]$: C, 62.49%; H, 4.41%; N, 6.63%. Found: C, 60.55%; H, 5.35%; N, 7.83%. The carbon analysis value was found lower than the calculated value and a trace amount of residue was observed after elemental analysis, probably due to the formation of char characteristic of heat resistant polymers.¹⁶

Polyimide Preparations

As a typical example, to 10 g of 10 wt% TCA-AH/PMDA/DDE poly(amic acid) solution were added 1 g of pyridine and 1 g of acetic anhydride. The system was purged by nitrogen and stirred at 110 – 120°C under nitrogen for 5 h. Powdered polyimides were obtained by precipitation in a large amount of methanol, filtered, and washed with a large amount of methanol, and dried at 100°C for 1 day. The IR spectrum (KBr) exhibited absorptions at 1730 and 1685 cm^{-1} (C=O), 1375 cm^{-1} (C-N). Chemical shifts of the characteristic absorption peaks of ^1H NMR spectra and results of elemental analysis are as follows. ^1H NMR (DMSO): δ (ppm) = ca. 1.8–3.9 (m, aliph), 6.85–7.75 (m, arom), 8.39 (s, arom.), 9.91–10.24 (m, unreacted -NH-). Detailed descriptions of ^1H NMR spectra will be given in the next section. *Anal.* Calcd for $[0.75 \times (\text{C}_{22}\text{H}_{16}\text{N}_2\text{O}_5)_n + 0.25 \times (\text{C}_{22}\text{H}_{10}\text{N}_2\text{O}_5)_n]$: C, 68.31%; H, 3.77%; N, 7.24%. Found: C, 64.97%; H, 4.91%; N, 8.15%. The carbon analysis value was found lower than the calculated value and a trace amount of residue was observed after the elemental analysis as mentioned previously.



Scheme 1. Synthesis of copolyimides based on 2,3,5-tricarboxy-cyclopentylacetic dianhydride (TCA-AH), aromatic dianhydride and diamino diphenyl ether (DDE).

RESULTS AND DISCUSSION

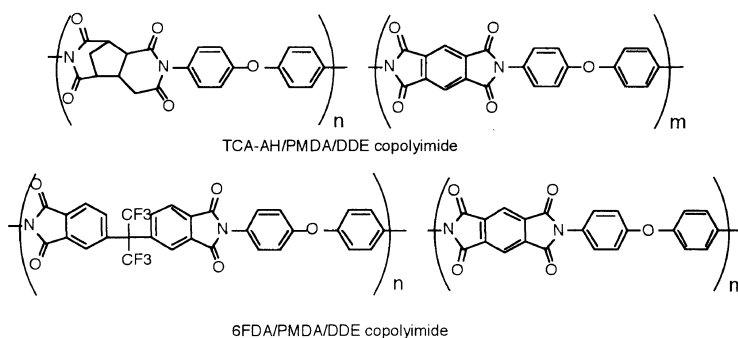
The synthetic route of the copolyimides from TCA-AH, conventional tetracarboxylic dianhydrides and DDE is illustrated in Scheme 1. Two-step polymerization system including poly(amic acids) synthesis and solution imidization process was performed. The poly(amic acids) unit based on TCA-AH theoretically contains four isomers due to unsymmetrical structure of TCA-AH, while poly(amic acids) unit based on PMDA, BPDA or BTDA theoretically contains two or three isomers respectively.¹⁷ The copoly(amic acids) were obtained by reacting a mixture of TCA-AH and aromatic dianhydride with an equimolar amount of DDE at 60°C for 12 h under a nitrogen atmosphere. Total moles of tetracarboxylic dianhydrides were adjusted accurately with the moles of DDE. The copolyimides were obtained by solution imidization at 110 – 120°C in the presence of pyridine as a base catalyst and acetic anhydride as a dehydrating agent. Aromatic copolyimides based on 6FDA and conventional tetracarboxylic dianhydrides with DDE were examined in the same manner as TCA-AH.

The experimental results of copolymerization based on TCA-AH/PMDA/DDE and 6FDA/PMDA/DDE are summarized in Table I. TCA-AH/DDE homopolyimide and TCA-AH/PMDA/DDE copolyimides containing 25 mol% of PMDA or less were soluble in NMP, while the copolyimides containing 30 mol% PMDA or more were insoluble in NMP because of the increment of aromatic components in the polymer backbone. In the case of soluble polyimides, clear polyimide solutions were eventually obtained. In other cases, clear poly(amic acid)

Table 1. Copoly(amic acids) and corresponding copolyimides based on TCA-AH/PMDA/DDE and 6FDA/PMDA/DDE

Dianhydride ^a			Polyamic acid	Polyimide							
TCA-AH	6FDA	PMDA		η_{inh}^b dL g ⁻¹	Solubility in NMP	η_{inh}^b dL g ⁻¹	Imidization ratio ^c %	Dianhydride composition ^e			10% Weight loss temperature ^d
Mol%			TCA-AH					6FDA	PMDA	in Air	in N ₂
			mol%			°C	°C				
0		100	0.97	Insoluble							
20		80	0.96	Insoluble							
40		60	0.91	Insoluble							
60		40	0.85	Insoluble							
65		35	0.87	Insoluble							
70		30	0.89	Insoluble							
75		25	0.88	Soluble	0.88	94	74	26	464	484	
80		20	0.70	Soluble	0.86	88	80	20	434	468	
100		0	0.69	Soluble	0.66	93	100	0	422	457	
	20	80	0.67	Insoluble							
	40	60	0.67	Insoluble							
	60	40	0.70	Insoluble							
	65	35	0.81	Soluble	0.77	99		66	34	565	576
	70	30	0.79	Soluble	0.74	95		71	29	563	581
	75	25	0.77	Soluble	0.69	100		75	25	560	578
	80	20	0.48	Soluble	0.58	98		82	18	558	571
	100	0	0.44	Soluble	0.47	98		100	0	561	571

^a Equimolar amount of DDE was used to the total amount of dianhydride. ^b Measured at 0.5 g dL⁻¹ in NMP at 30°C. ^c Calculated from ¹H NMR measurement. ^d Measured at a heating rate of 10°C min⁻¹.



solutions were obtained as well. However, gelation or precipitation happened in the course of imidization. The inherent viscosities of above polyimides were high in the range of 0.66–0.88 dL g⁻¹, suggesting that these soluble polyimides have high enough molecular weights.

Figure 1 shows a representative ¹H NMR spectrum of TCA-AH/PMDA/DDE copolyimides. Broad signals of aliphatic protons based on TCA-AH appear in the magnetic field of 1.8 to 3.9 ppm, while complicated aromatic proton signals based on DDE appear in the range of 6.85 to 7.75 ppm and a singlet aromatic signal based on PMDA appears at 8.39 ppm. Thus, dianhydride composition of TCA-AH/PMDA/DDE copolyimide is directly measured from the intensity ratio of PMDA aromatic protons and DDE aromatic protons. The dianhydride compositions in the final polymers calculated from ¹H NMR are in a fair agreement with the initial monomer compositions. The dianhydride compositions of TCA-AH/BPDA/DDE copolyimides, 6FDA/BPDA/DDE copolyimides, TCA-AH/BTDA/DDE copolyimides, and 6FDA/BTDA/DDE copolyimides could not be calculated from the ¹H NMR spectra because of

overlapping of the aromatic proton signals of BPDA or BTDA, and DDE. However, the dianhydride compositions of these copolyimides may be the same as the initial monomer compositions by the results of similar copolymer systems, TCA-AH/PMDA and 6FDA/PMDA/DDE copolyimides. The imidization ratio was calculated from the intensity ratio of NH protons to all aromatic protons by the method previously reported.¹⁵ Imidization ratios of TCA-AH/DDE homopolyimide and TCA-AH/PMDA/DDE copolyimides were high in the range of 88–94%. These results suggest that the solution imidization reaction proceeds almost quantitatively.

6FDA/PMDA/DDE copolyimides containing 35 mol% of PMDA or less were soluble in NMP, while the copolyimides containing 40 mol% of PMDA or more were insoluble in NMP. These soluble copolyimides have high enough inherent viscosities and imidization ratios. The dianhydride compositions of 6FDA/PMDA/DDE copolyimides were measured from ¹H NMR measurement and well agreed with the initial monomer compositions.

The thermal stability of these soluble copolyimides

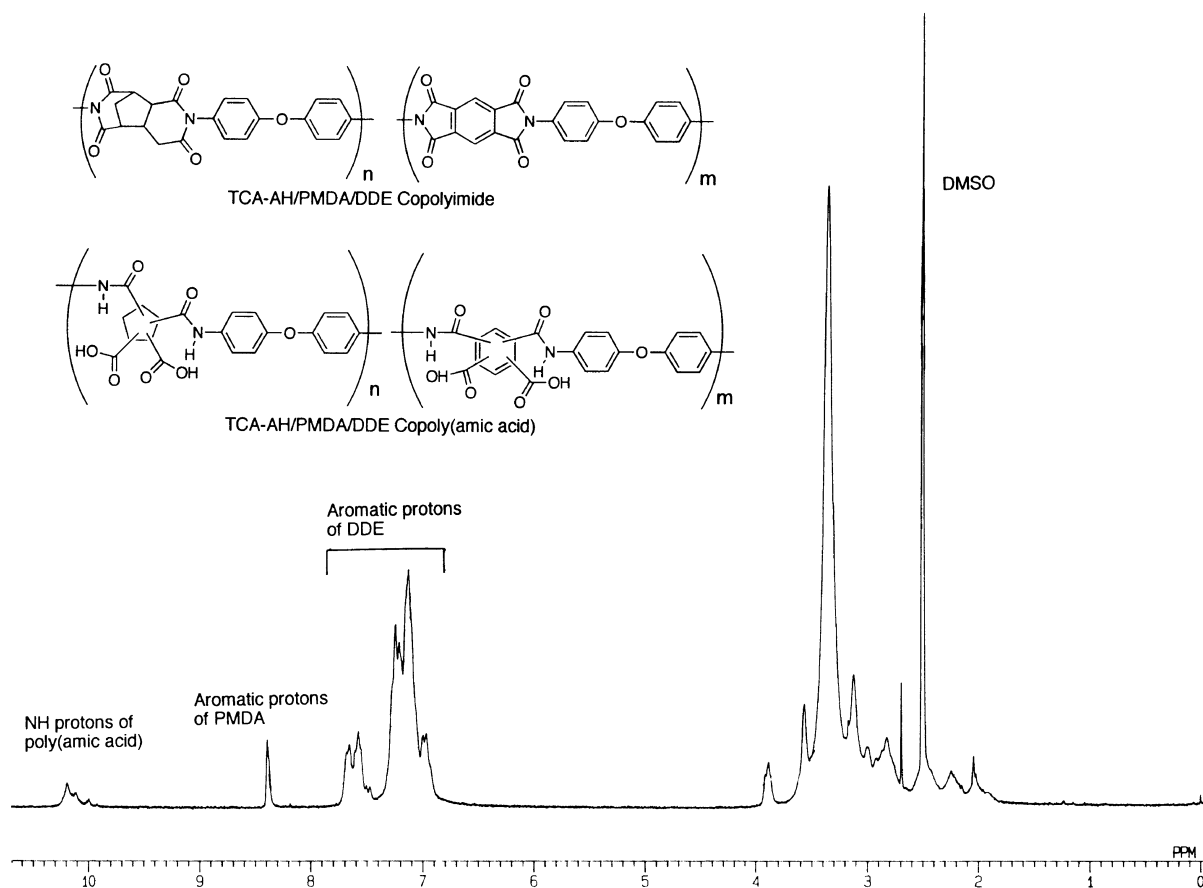


Figure 1. ^1H NMR spectrum of a representative TCA-AH copolyimide (TCA-AH/PMDA/DDE).

were evaluated by 10% weight loss temperatures in TGA measurements. Ten percent weight loss temperatures of TCA-AH/DDE homopolyimide and TCA-AH/PMDA/DDE copolyimides were in the range of 422–464°C in air and 457–484°C in nitrogen and these temperatures rose with PMDA segment. 6FDA/DDE homopolyimide and 6FDA/PMDA/DDE copolyimides were in the range of 561–565°C in air and 571–576°C in nitrogen. Two tetracarboxylic dianhydrides in above 6FDA-based soluble copolyimides are both aromatic monomers, and thus 10% weight loss temperatures are almost constant independent of dianhydride compositions.

The experimental results of copolymerization based on TCA-AH/BPDA/DDE and 6FDA/BPDA/DDE, TCA-AH/BTDA/DDE and 6FDA/BTDA/DDE are summarized in Tables II and III respectively. TCA-AH/BPDA/DDE copolyimides and 6FDA/BPDA/DDE copolyimides containing less or equal to 50 mol% of BPDA or less were soluble in NMP, while both TCA-AH/BTDA/DDE copolyimides and 6FDA/BTDA/DDE copolyimides containing 65 mol% of BTDA or less were soluble in NMP. Figure 2 summarizes the results of the incorporation of aromatic tetracarboxylic dianhydrides into the TCA-AH/DDE and 6FDA/DDE soluble polyimides. The maximum incorporation ratios of conventional aromatic tetracarboxylic dianhydrides depend on the flexibility of these dianhydrides, which affects the solubility of the resulting polymers. BPDA and BTDA have rotative sp^2 C–C bonds between two benzene rings. A comparison of TCA-AH-based soluble polyimides with 6FDA-based soluble polyimides shows the maxi-

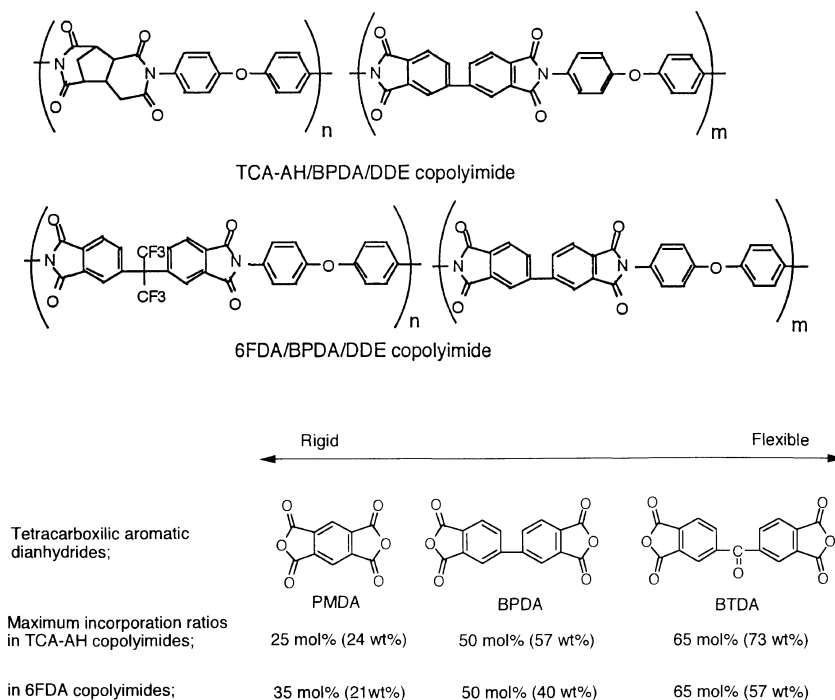
imum incorporation ratios by mole are equal or higher in 6FDA-based soluble polyimides than in TCA-AH-based soluble polyimides. These ratios by weight are higher in TCA-AH-based soluble polyimides than in 6FDA-based ones. This difference is probably based on the fact that the effect on solubility per weight unit is higher in TCA-AH than in 6FDA. One purpose of copolymerization of conventional aromatic tetracarboxylic dianhydrides is to reduce the amounts of special monomers. In industry, the ingredients of polymers are charged by weight. Therefore, it can be assumed that the reduction of special monomers is achieved advantageously in TCA-AH-based soluble copolyimides than in 6FDA-based soluble copolyimides.

Inherent viscosities, an index of molecular weights of these copolyimides, tend to increase in the order of BPDA-based copolyimides (Table II), BTDA-based copolyimides (Table III), and PMDA based copolyimides (Table I). This is probably due to the difference of reactivity of aromatic tetracarboxylic dianhydrides and follows the value of electron affinity previously reported; BPDA ($E_a = 1.38$ eV), BTDA ($E_a = 1.55$ eV), and PMDA ($E_a = 1.90$ eV).¹⁸ Ten percent weight loss temperatures of TCA-AH/BPDA/DDE copolyimides increased by increment of BPDA component and the maximum temperature reached 451°C in air and 473°C in nitrogen, respectively (Table II). These temperatures of TCA-AH/BTDA/DDE copolyimides increased by the increment of BPDA component and the highest temperature reached 482°C in air and 519°C in nitrogen respectively (Table III, Figure 3). It was confirmed that the thermal stability

Table II. Copoly(amic acids) and the corresponding copolyimides based on TCA-AH/BPDA/DDE and 6FDA/BPDA/DDE

Dianhydride ^a			Polyamic acid η_{inh}^b dL g ⁻¹	Polyimide				
TCA-AH	6FDA	BPDA		Solubility in NMP	η_{inh}^b dL g ⁻¹	Imidization ratio ^c %	10% Weight loss temperature ^d	
mol%						in Air °C	in N ₂ °C	
0		100	0.34	Insoluble				
40		60	0.35	Insoluble				
50		50	0.39	Soluble	0.43	92	451	473
60		40	0.42	Soluble	0.36	96	449	472
80		20	0.50	Soluble	0.39	90	434	464
100		0	0.69	Soluble	0.66	93	422	457
	40	60	0.34	Insoluble				
	50	50	0.34	Soluble	0.36	95	574	595
	60	40	0.38	Soluble	0.35	93	574	581
	80	20	0.48	Soluble	0.43	97	564	580
	100	0	0.44	Soluble	0.47	98	561	571

^a Equimolar amount of DDE was used to the amount of dianhydrides. ^b Measured at 0.5 g dL⁻¹ in NMP at 30°C. ^c Calculated from ¹H NMR measurement. ^d Measured at a heating rate of 10°C min⁻¹.

**Figure 2.** Results of incorporation of aromatic tetracarboxylic dianhydrides into the TCA-AH/DDE and 6FDA/DDE soluble polyimides.

of the soluble polyimide based on TCA-AH was improved by the incorporation of aromatic tetracarboxylic dianhydrides up to approximately 500°C, which was the value near those of wholly aromatic polyimides.

CONCLUSIONS

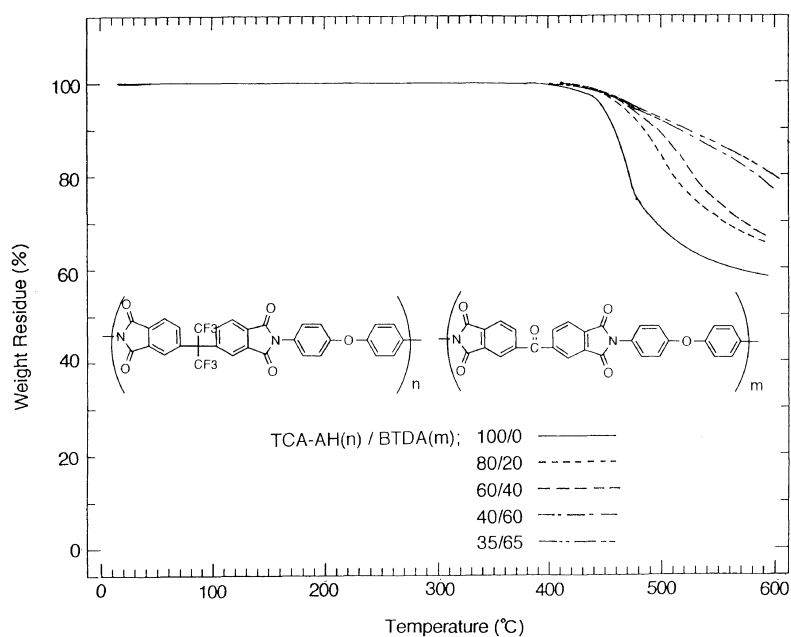
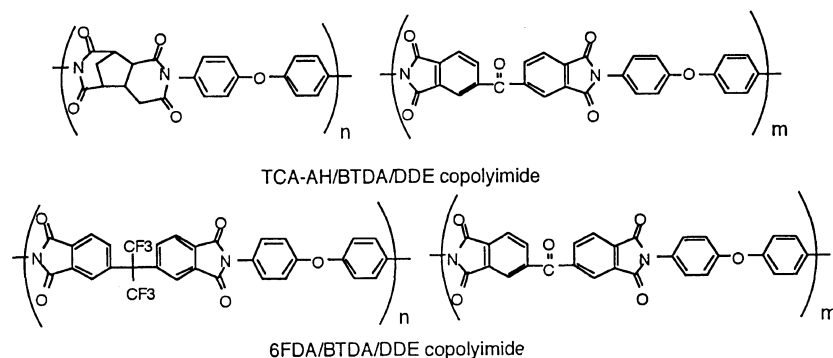
Soluble copolyimides based on TCA-AH/aromatic tetracarboxylic dianhydrides/DDE were obtained. The maximum incorporation ratios of aromatic tetracarboxylic dianhydrides depended on the flexibility of these dianhydrides. These ratios increased in the order of PMDA (25 mol%), BPDA (50 mol%) and BTDA (65 mol%). In soluble polyimides based on 6FDA,

incorporation was similarly possible. However, more weight percent of conventional aromatic tetracarboxylic dianhydrides could be incorporated in soluble polyimides based on TCA-AH. The incorporation of aromatic tetracarboxylic dianhydrides resulted in the improvement of the thermal stability of soluble polyimides based on TCA-AH. In TCA-AH/BTDA/DDE soluble copolyimides, 10% weight loss temperature of 482°C in air and 519°C in nitrogen reached the values near those of aromatic polyimides. The authors are convinced that these examples of copolymerization using special monomers and conventional monomers could be applied in a variety of soluble polyimide systems.

Table III. Copoly(amic acids) and the corresponding copolyimides based on TCA-AH/BTDA/DDE and 6FDA/BTDA/DDE

Dianhydride ^a			Polyamic acid η_{inh}^b dL g ⁻¹	Solubility in NMP	η_{inh}^b dL g ⁻¹	Polyimide Imidization ratio ^c %	10% Weight loss temperature ^d	
TCA-AH	6FDA	BTDA					in Air °C	in N ₂ °C
0		100	0.73	Insoluble				
20		80	0.75	Insoluble				
30		70	0.77	Insoluble				
35		65	0.75	Soluble	0.69	100	482	519
40		60	0.70	Soluble	0.70	98	477	511
60		40	0.72	Soluble	0.66	93	479	490
80		20	0.73	Soluble	0.70	91	444	480
100		0	0.69	Soluble	0.66	03	422	457
	20	80	0.71	Insoluble				
	30	70	0.64	Insoluble				
	35	65	0.66	Soluble	0.56	100	565	595
	40	60	0.58	Soluble	0.65	96	566	590
	60	40	0.57	Soluble	0.60	100	562	589
	80	20	0.56	Soluble	0.59	100	556	578
	100	0	0.44	Soluble	0.47	98	561	571

^a Equimolar amount of DDE was used to the amount of dianhydrides. ^b Measured at 0.5 g dL⁻¹ in NMP at 30°C. ^c Calculated from ¹H NMR measurement. ^d Measured at a heating rate of 10°C min⁻¹.

**Figure 3.** TGA curves of a representative TCA-AH copolyimides (TCA-AH/BTDA/DDE).

Acknowledgments. The authors thank Dr. Yoshiyuki Oishi of Iwate University, Drs. Shuntaro Mataka and Atsushi Takahara of Kyushu University, and Dr. Virgil Percec of Case Western Reserve University for valuable advises. Thanks are due to Ms. Junko Akiyoshi, Advanced Engineering School, Kurume National College of Technology, for assistance with thermogravimetric analysis. Financial support from Technopolis Foundation of Kurume-Tosu is gratefully acknowledged.

REFERENCES

1. K. L. Mittal, "Polyimides," Plenum Press, New York, N.Y., 1984.
2. J. E. McGrath, M. E. Rogers, C. A. Arnold, Y. J. Kim, and J. C. Hedrick, *Macromol. Chem., Macromol. Symp.*, **51**, 103 (1991).
3. S. Z. D. Cheng, F. E. Arnold, Jr., A. Zhang, S. L.-C. Hsu, and F. W. Harris, *Macromolecules*, **24**, 5856 (1991).
4. F. E. Arnold, Jr., S. Z. D. Cheng, S. L.-C. Hsu, C. J. Lee, F. W. Harris, and S.-F. Lau, *Polymer*, **33**, 5179 (1992).
5. M. E. Rogers, M. H. Brink, J. E. McGrath, and A. Brennan, *Polymer*, **34**, 849 (1993).
6. J. W. Park, M. Lee, M.-H. Lee, J. W. Liu, S. D. Kim, J. Y. Chang, and S. B. Rhee, *Macromolecules*, **27**, 3459 (1994).
7. P. A. Falcigno, S. Jasne, and M. King, *J. Polym. Sci., Polym. Chem. Ed.*, **30**, 1433 (1992).
8. C.-P. Yang and J.-H. Lin, *J. Polym. Sci., Polym. Chem. Ed.*, **32**, 423 (1994).
9. Y. Oishi, M. Ishida, M. Kakimoto, Y. Imai, and T. Kurosaki, *J. Polym. Sci., Polym. Chem. Ed.*, **30**, 1027 (1992).
10. C. A. Arnold, J. D. Summers, Y. P. Chen, R. H. Bott, D. Chen, and J. E. McGrath, *Polymer*, **30**, 986 (1989).
11. S. Itamura, M. Yamada, S. Tamura, T. Matsumoto, and T. Kurosaki, *Macromolecules*, **26**, 3940 (1993).
12. M. Yamada, M. Kusama, T. Matsumoto, and T. Kurosaki, *Macromolecules*, **26**, 4961 (1993).
13. M. Kusama, T. Matsumoto, and T. Kurosaki, *Macromolecules*, **27**, 1117 (1994).
14. R. G. Bryant, *ACS Polymer Preprints*, **35**, 517 (1994).
15. Y. Tsuda, Y. Tanaka, K. Kamata, N. Hiyoshi, S. Mataka, Y. Matsuki, M. Nishikawa, S. Kawamura, and N. Bessho, *Polym. J.*, **29**, 574 (1997).
16. Y. Oishi, M. Ishida, H. Takado, M. Yoneyama, M. Kakimoto, and Y. Imai, *J. Polym. Sci., Polym. Chem. Ed.*, **28**, 1763 (1990).
17. V. M. Denisov, V. M. Svetlichnyi, A. Gindin, V. A. Zubkov, A. I. Kol'tsov, M. M. Koton, and V. V. Kudryavtsev, *Polym. Sci. USSR*, **A21**, 1644 (1979).
18. T. Takekoshi, in "Polyimides," M. K. Ghosh, and K. L. Mittal, Ed., Marcel Dekker, New York, N.Y., 1996, p 10.