

# Interferon-based therapy for chronic hepatitis C: current and future perspectives

Stefan Zeuzem

## SUMMARY

Pegylated interferon  $\alpha$  (peginterferon  $\alpha$ ) plus ribavirin is the current mainstay of treatment for patients with chronic HCV infection. When peginterferon  $\alpha$  plus ribavirin is administered for the standard duration, a sustained virological response is achieved in around 50% of patients infected with HCV genotype 1 and around 80% of patients infected with HCV genotype 2 or 3. Data now suggest that treatment duration can be shortened or lengthened depending on baseline viral load and/or early on-treatment viral kinetics, offering the prospect of individualizing therapy further to improve response or to prevent treatment from being unnecessarily extended. Further efforts to optimize therapy are likely to involve the use of new anti-HCV agents, several of which are currently in the early stages of development. These agents include HCV protease inhibitors (particularly those against NS3-4A protease), HCV polymerase inhibitors (including both nucleoside and non-nucleoside analogs) and cyclophilin inhibitors. These compounds will be used, at least initially, in combination with peginterferon  $\alpha$  plus ribavirin, extending the pivotal role of interferon-based therapy in the management of chronic hepatitis C.

**KEYWORDS** HCV, interferon, treatment, viral kinetics

## REVIEW CRITERIA

PubMed was searched in March 2008 for English-language publications that contained relevant search terms including "hepatitis C virus", "chronic hepatitis C", "interferon", "peginterferon", "pegylated interferon", "polymerase inhibitor", "protease inhibitor", "rapid virological response", "viral kinetics", "sustained virological response" and "genotype". Additional publications were identified from the reference lists of papers identified by the search. Published reports and abstracts from major international meetings in hepatology (American Association for the Study of Liver Diseases, European Association for the Study of the Liver, Asian Pacific Association for the Study of the Liver) were manually searched. No exclusion criteria were used and no date restrictions were placed on the search. The full text for identified articles of interest was obtained and relevant data abstracted. The reference list was updated in August 2008.

## CME

*S Zeuzem is Professor of Medicine and Chief of the Department of Medicine at the JW Goethe University Hospital, Frankfurt, Germany.*

## Correspondence

Medizinische Klinik 1, Zentrum der Inneren Medizin, Klinikum der Johann Wolfgang Goethe-Universität, Theodor-Stern-Kai 7, D-60590 Frankfurt, Germany  
zeuzem@em.uni-frankfurt.de

Received 26 May 2008 Accepted 26 August 2008 Published online 7 October 2008

www.nature.com/clinicalpractice  
doi:10.1038/ncpgasthep1274

## Medscape Continuing Medical Education online

Medscape, LLC is pleased to provide online continuing medical education (CME) for this journal article, allowing clinicians the opportunity to earn CME credit. Medscape, LLC is accredited by the Accreditation Council for Continuing Medical Education (ACCME) to provide CME for physicians. Medscape, LLC designates this educational activity for a maximum of 1.0 **AMA PRA Category 1 Credits**<sup>TM</sup>. Physicians should only claim credit commensurate with the extent of their participation in the activity. All other clinicians completing this activity will be issued a certificate of participation. To receive credit, please go to <http://www.medscape.com/cme/ncp> and complete the post-test.

## Learning objectives

Upon completion of this activity, participants should be able to:

- 1 Identify outcomes of treatment for chronic hepatitis C virus (HCV) infection.
- 2 Specify the recommended duration of treatment for chronic HCV infection.
- 3 Describe how treatment for chronic HCV infection may be altered on the basis of individual patient characteristics.
- 4 Describe potential new treatments for chronic HCV infection.

## Competing interests

The author has declared associations with the following companies/organizations: Debiopharm, Gilead, Human Genome Sciences, Intermune, Novartis, Pharmasset, Roche, Schering-Plough, Tibotec, Vertex, and Wyeth. See the article online for full details of the relationships. The Journal Editor N Wood declared no competing interests. The CME questions author CP Vega declared that he has served as an advisor or consultant to Novartis, Inc.

## INTRODUCTION

Since the first reported use of interferon  $\alpha$  (IFN- $\alpha$ ) for the treatment of chronic hepatitis C more than 20 years ago,<sup>1</sup> IFN-based therapy has become the cornerstone of treatment for this disease. Pegylated IFN- $\alpha$  (peginterferon  $\alpha$ ), which was developed to ensure sustained exposure with once-weekly dosing, offers improved convenience, a better adverse effect profile and, above all, superior clinical efficacy when compared with IFN- $\alpha$ . For these reasons, peginterferon  $\alpha$  has replaced conventional IFN- $\alpha$  for the treatment of chronic hepatitis C. Today, the

combination of peginterferon  $\alpha 2a$  or peginterferon  $\alpha 2b$  plus ribavirin (RBV) is the standard of care for chronic hepatitis C.<sup>2–5</sup>

The primary goal of treatment for chronic HCV infection is a sustained virological response (SVR), which is defined clinically as HCV RNA levels undetectable with a sensitive molecular assay 24 weeks after cessation of therapy.<sup>2</sup> Patients who achieve an SVR have a greater than 95% chance of still being virus-free 5 years later.<sup>6</sup> This end point is associated with regression of fibrosis, decreased incidence of hepatocellular carcinoma, and overall reduced morbidity and mortality.<sup>7</sup>

Currently, around 50% of patients infected with HCV genotype 1, 80–93% of those infected with HCV genotype 2 and 66–80% of those infected with HCV genotype 3 achieve an SVR with peginterferon plus RBV treatment, which is a major improvement compared with the SVR associated with conventional IFN- $\alpha$  therapy.<sup>8</sup> A substantial proportion of patients, however, do not have an optimum response to current treatment regimens. Individualization of therapy offers the possibility of tailoring treatment to particular patients and selecting the treatment duration that ensures the best chance of achieving an SVR while preventing overtreatment. Key to this individualization strategy is an understanding of the kinetics of viral response to therapy, aspects of which are discussed in this Review.

The development of new anti-HCV agents might also help improve treatment outcome. The study of viral kinetics offers a means of comparing different treatment regimens and assessing response to new agents, a number of which have shown promise in preliminary studies. Although novel anti-HCV drugs are still in the early stages of development, it is hoped that these agents might not just increase SVR rates, but also reduce treatment duration and improve tolerability. This Review describes the current standard of care as well as future perspectives in the treatment of hepatitis C.

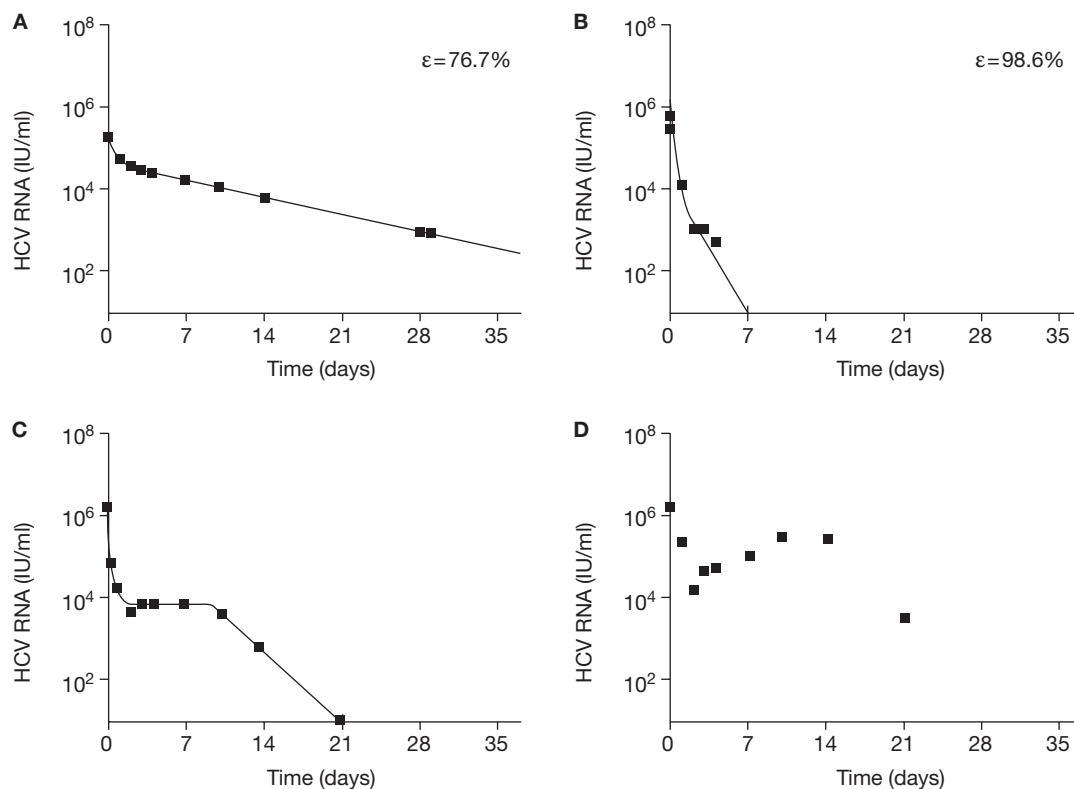
### VIRAL KINETICS OF INTERFERON-BASED THERAPY

IFN- $\alpha$  has potent antiviral properties. Treatment with IFN- $\alpha$  induces the expression of a range of antiviral effector proteins, of which the best known include 2',5'-oligoadenylate synthetase, double-stranded RNA-activated protein kinase, and the myxovirus proteins.<sup>9</sup> In addition to its

direct antiviral properties, IFN- $\alpha$  has immunomodulatory properties that might contribute to its antiviral efficacy by activating cells and molecules involved in the host antiviral response. Although the exact mechanisms contributing to the clinical efficacy of IFN- $\alpha$  are not completely understood, several indirect antiviral functions have been demonstrated. For example, IFN- $\alpha$  stimulates the effector function of natural killer cells, cytotoxic T lymphocytes and macrophages, upregulates the expression of major histocompatibility complex class I and class II molecules, induces immunoglobulin synthesis by B cells, and stimulates the proliferation of memory T cells.<sup>9</sup>

Treatment with IFN-based therapy typically produces a biphasic decrease in serum HCV RNA levels: a rapid first phase of decline lasting approximately 1–2 days is followed by a slower second phase of decline (Figure 1A,B). During the initial rapid first phase, HCV RNA levels can fall by 1–2  $\log_{10}$  IU/ml in genotype 1 infected patients and by as much as 3–4  $\log_{10}$  IU/ml in genotype 2 infected patients.<sup>10</sup> Some patients have a more-complex viral kinetic pattern, for example an intermediate increase in HCV RNA levels after an initial decline. Other patients show further accelerations of the decline after some time or even a rebound in HCV RNA levels (Figure 1C,D).<sup>10</sup> Nonresponders to IFN-based therapy can have no first-phase or second-phase decline (null response), or alternatively can have a first-phase decline followed by little or no second-phase decline (flat response).<sup>10</sup>

Overall, biphasic patterns of decline in HCV RNA levels are seen when high daily doses of IFN- $\alpha$  are used, with more-complex patterns tending to arise when standard three-times-weekly doses of conventional IFN- $\alpha$  are administered.<sup>10</sup> The initial rapid phase of viral decline in response to treatment corresponds to the blocking of viral replication in infected cells by IFN- $\alpha$ , and its efficacy depends not only on the treatment regimen but also on other factors, such as HCV genotype.<sup>10</sup> The second phase of decline in HCV RNA levels, which occurs in patients who respond well to therapy, is thought to reflect the clearance and net loss of infected cells. According to models of viral kinetics, the lower viral load caused by the first-phase decline results in less *de novo* infection of hepatocytes, which ultimately leads to a net loss of infected cells and further reduction in overall viral production and RNA levels.<sup>10</sup>



**Figure 1** Viral kinetic pattern in four patients with HCV infection receiving peginterferon  $\alpha$ 2a plus ribavirin. (A) Data points and curve fit from a biphasic kinetic model for a patient infected with HCV genotype 1. (B) Data points and curve fit from a biphasic kinetic model for a patient infected with HCV genotype 2. (C) Data and curve fit from a triphasic viral kinetic model for a patient infected with HCV genotype 1. (D) Viral kinetic data with an intermediate rebound in a patient infected with HCV genotype 2. Permission obtained from John-Wiley and Sons, Inc. © Perelson AS *et al.* (2005) *Hepatology* **42**: 749–754.  $\epsilon$  = efficacy of antiviral treatment.

A triphasic decline in HCV RNA levels has been reported that consists of a rapid first phase, followed by a ‘shoulder phase’ of slow decline lasting for around 7–28 days, and finally a third phase of more-rapid decline (Figure 1C). The reason for this pattern is unclear; the pattern could reflect either a delayed effect of IFN- $\alpha$  therapy on cell clearance or an effect of RBV on the second-phase slope.<sup>10,11</sup>

The overall pattern of viral response to IFN-based therapy can be used to determine the likelihood of treatment success and guide treatment duration in patients with chronic hepatitis C. The primary goal of treatment for chronic HCV infection is an SVR. Patients who fail to achieve an early virological response (EVR), which is defined as either an undetectable level of HCV RNA or a drop in HCV RNA levels of at least  $2 \log_{10}$  IU/ml after 12 weeks of therapy, are highly unlikely to go on to achieve an SVR—the negative predictive value in this setting is

around 97%.<sup>12</sup> These findings form the basis of the week 12 stopping rule for HCV genotype 1 infected patients, as discussed below.<sup>12</sup> Testing for rapid virological response (RVR), which is defined as an undetectable level of HCV RNA (<50 IU/ml) at 4 weeks of treatment, has been shown to offer further prospects for the individualization of therapy according to treatment-related viral kinetics.<sup>13</sup>

#### CURRENT GUIDELINES FOR THE TREATMENT OF PATIENTS WITH HCV HCV genotype and treatment duration

The main baseline predictor of response to therapy is HCV genotype, and genotype is consequently the primary determinant of treatment duration and response monitoring procedures in current treatment recommendations.<sup>2–5</sup> Patients infected with HCV genotype 1 or 4 should receive 48 weeks of peginterferon  $\alpha$  plus RBV, while 24 weeks of treatment is

recommended for patients with an HCV genotype 2 or 3 infection.

Data for patients infected with HCV genotypes other than 1–4 were limited or lacking when current treatment guidelines were developed; thus, it is recommended that such individuals are treated in the same way as patients with HCV genotype 1 infections. Data now indicate that this is an appropriate approach; for example, patients infected with HCV genotype 6 have a higher rate of SVR with 48 weeks of treatment than with 24 weeks.<sup>14</sup> The response to treatment in patients infected with HCV genotype 4 seems to be at an intermediate level compared with that of patients infected with HCV genotype 1 or 3.<sup>15</sup>

The indicated doses for the two approved peginterferons, peginterferon  $\alpha 2a$  (180  $\mu\text{g}$  once weekly) and peginterferon  $\alpha 2b$  (1.5  $\mu\text{g}/\text{kg}$  once weekly), are independent of HCV genotype, but there are different recommendations for RBV dose depending on genotype and body weight.<sup>16,17</sup> For patients with an HCV genotype 1 or 4 infection, weight-based RBV doses of 800–1,200 mg per day (1,400 mg per day for patients who weigh  $>105$  kg receiving peginterferon  $\alpha 2b$ ) are recommended. For patients with an HCV genotype 2 or 3 infection the recommended dose of RBV is 800 mg per day, and there is no additional benefit associated with higher doses (at least for the 24-week standard treatment duration).

### **On-treatment response and treatment duration**

Current recommendations for patients infected with HCV genotype 1 or 4 include the week 12 stopping rule. This rule states that if a patient fails to achieve an EVR, consideration should be given to stopping treatment as achieving an SVR is unlikely.<sup>12</sup> Almost all patients with an HCV genotype 2 or 3 infection have an EVR; therefore, recommendations do not suggest measuring HCV RNA at week 12 in these patients but simply treating them for 24 weeks.

### **Further individualization of therapy—the role of viral response**

There is increasing evidence to suggest that current dosing regimens for peginterferon  $\alpha$  could potentially result in the overtreatment of some patients who respond well to treatment and are more likely to achieve an SVR or, conversely, the undertreatment of those patients who

respond less well.<sup>18</sup> Evidence is growing to support the taking of additional measurements of viral response to facilitate individualization of therapy for such patients.

### *Rapid virological response and shorter treatment duration*

The presence of an RVR is the strongest independent positive predictor of the likelihood of achieving an SVR for all HCV genotypes.<sup>19</sup> The rapid response seen in some patients has given rise to the question as to whether such individuals might respond equally well, in terms of SVR, to a shorter treatment duration.

Early studies using conventional IFN- $\alpha$ , such as the study by Poynard and co-workers, indicated that patients infected with HCV genotype 1 who had low pretreatment viral loads ( $\leq 2,000,000$  copies/ml;  $\sim 800,000$  IU/ml) could be treated for 24 weeks without compromising SVR rates.<sup>20</sup> In a study by Zeuzem and colleagues, response rates at the end of treatment with peginterferon  $\alpha 2b$  plus RBV were similar among HCV genotype 1 infected patients with low baseline viral load ( $\leq 600,000$  IU/ml); however, overall SVR rates achieved with 24-week treatment were significantly lower than those observed in historical controls treated for 48 weeks, owing to a high virologic relapse rate in patients treated for 24 weeks.<sup>21</sup>

The study by Zeuzem *et al.* found that a subset of HCV genotype 1 infected patients with baseline HCV RNA levels below 600,000 IU/ml plus undetectable serum levels of HCV RNA at week 4 of treatment (RVR) had a similar rate of SVR after 24 weeks of therapy to the historical control group treated for 48 weeks (89% and 85%, respectively).<sup>21</sup> The importance of an RVR in predicting an SVR was confirmed in a retrospective analysis, which showed that HCV genotype 1 infected patients who achieved an RVR when treated with a standard regimen of peginterferon  $\alpha 2a$  plus RBV (around 24% of patients) were highly likely to achieve an SVR (89% vs 19% for patients with and without an RVR, respectively).<sup>22</sup> Baseline viral load was shown to be predictive of an RVR, and patients with baseline HCV RNA levels of 800,000 IU/ml or lower were more likely to achieve an RVR than were those with baseline HCV RNA levels greater than 800,000 IU/ml.<sup>22</sup>

Additional evidence supporting the shortening of treatment duration to 24 weeks in patients with low viral loads and an RVR has accumulated

not only from studies in patients infected with HCV genotype 1, but also from those in patients infected with HCV genotype 4.<sup>23,24</sup> As a result, both peginterferon  $\alpha$ 2a and peginterferon  $\alpha$ 2b have been approved in the European Union for a shortened treatment duration of 24 weeks in HCV genotype 1 patients with a low viral load (defined as  $<800,000$  IU/ml for peginterferon  $\alpha$ 2a and  $<600,000$  IU/ml for peginterferon  $\alpha$ 2b) and an RVR.<sup>16,17</sup>

For patients infected with HCV genotype 2 or 3, the results of several studies have indicated that individuals who achieve an RVR could be candidates for a treatment duration of less than 24 weeks.<sup>25–28</sup> Indeed, a number of studies have demonstrated comparable SVR rates with 16 weeks and 24 weeks of treatment in patients who achieve an RVR.<sup>25–28</sup> Among patients who had an RVR in the large-scale, randomized, multinational ACCELERATE study, however, the SVR rate was significantly higher in the 24-week treatment group than in the 16-week treatment group (85% vs 79%;  $P < 0.001$ ), although patients who achieved an RVR were more likely to achieve an SVR overall.<sup>29</sup> The difference in SVR rates reflects a significantly higher relapse rate in the 16-week treatment group than in the 24-week treatment group (31% vs 18%;  $P < 0.001$ ). This difference was seen in both patients infected with HCV genotype 2 and those infected with genotype 3.<sup>29</sup>

It has been suggested that the discrepancy between the results of the ACCELERATE study and those of the other studies might be due to the fact that the ACCELERATE study used a standard 800 mg dose of RBV as opposed to a weight-based RBV dosing regime, which was used in the other studies.<sup>25–28</sup> On the other hand, in a trial by Dalgard and colleagues that used higher doses of RBV (800–1,400 mg per day) in HCV genotype 2 or 3 infected patients, the SVR rate was lower among patients who achieved an RVR with 14 weeks of treatment than among those who achieved an RVR with 24 weeks of treatment (81% vs 91%, respectively).<sup>30</sup>

Baseline HCV RNA level has also been shown to influence SVR rates in patients with an HCV genotype 2 or 3 infection. Patients with low pretreatment serum HCV RNA levels who achieve an RVR have been reported to respond equally well to both 16 weeks and 24 weeks of therapy (SVR rates of 82–100% and 81–100%, respectively).<sup>25–27,29</sup> Given the high SVR rates achievable, the potential to reduce adverse

effects, and the economic benefits, shorter treatment might be appropriate for HCV genotype 2 or 3 infected patients who have low baseline HCV RNA levels and achieve an RVR.<sup>30</sup>

#### *Slow virological response and longer treatment duration*

There is increasing evidence to support extending the duration of treatment beyond 48 weeks in patients with an HCV genotype 1 infection who have a slow virological response (i.e. HCV RNA levels  $>50$  IU/ml at week 12, but undetectable [ $<50$  IU/ml] at week 24).<sup>31–34</sup> In a study of HCV genotype 1 infected patients treated with peginterferon  $\alpha$ 2a (180  $\mu$ g once weekly) plus RBV (800 mg per day), extending treatment duration to 72 weeks did not increase the SVR rate in the intention to treat population.<sup>31</sup> Patients who still had detectable levels of HCV RNA ( $\geq 50$  IU/ml) at week 12 according to the results of a sensitive molecular test, however, had a significantly higher SVR rate when treated for 72 weeks than for 48 weeks (29% vs 17%;  $P = 0.04$ ), with the greatest benefit observed in patients who had HCV RNA levels below 6,000 IU/ml at week 12.<sup>31</sup> These findings were subsequently confirmed in a study in HCV genotype 1 infected patients who met the criteria for an EVR and had detectable levels of HCV RNA at week 12, but had undetectable levels at week 24. In this trial, 72 weeks of treatment with pegylated interferon  $\alpha$ 2b plus weight-based dosing of RBV resulted in a better SVR rate than the same treatment for 48 weeks (39% vs 18%).<sup>33</sup>

In HCV genotype 1 infected patients who do not achieve an RVR, extending treatment to 72 weeks also significantly increases the SVR rate compared with 48 weeks of therapy; for example, Sánchez-Tapias *et al.* reported SVR rates of 44% and 28% with 72 weeks and 48 weeks of treatment, respectively ( $P = 0.003$ ).<sup>32</sup> In an analysis of three European studies,<sup>31,32,35</sup> 72 weeks of treatment was found to consistently improve the rates of SVR in patients who had a decline in HCV RNA levels of more than  $2 \log_{10}$  IU/ml but still had detectable levels of HCV RNA at week 12 of treatment (Figure 2).<sup>36</sup> Taken together, the available data show that longer duration of therapy improves rates of SVR in 'slow' virological responders infected with HCV genotype 1.

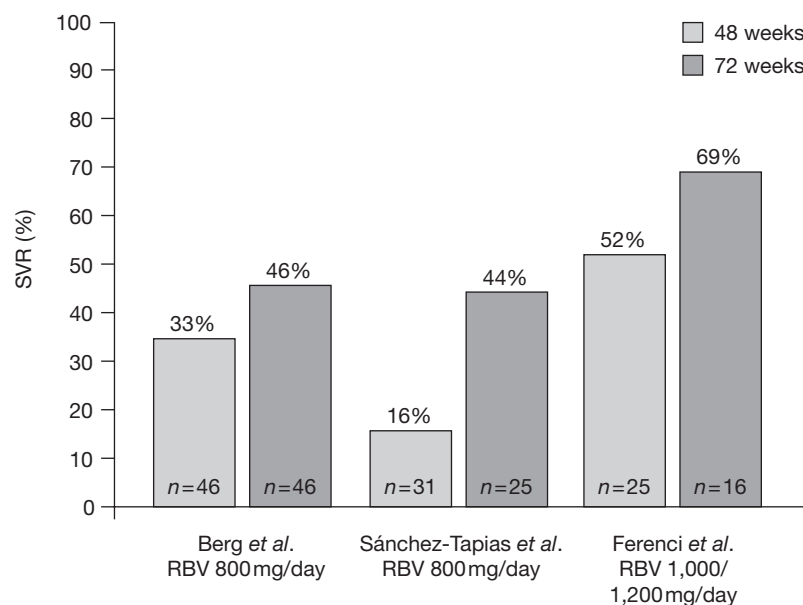
HCV genotype 2 or 3 infected patients who have a high baseline viral load and/or do not achieve an RVR have low SVR rates after

peginterferon  $\alpha$  plus RBV therapy.<sup>12,27,29,37</sup> High baseline HCV RNA levels ( $>600,000$  IU/ml) are associated with a high rate of virological relapse (23%) in HCV genotype 3 infected patients,<sup>37</sup> and data from the ACCELERATE study showed that patients infected with HCV genotype 2 or 3 who did not achieve an RVR had only a 49% probability of achieving an SVR.<sup>29</sup> These data raise the question of whether such patients might benefit from more-intensive treatment than is currently used. In a retrospective analysis of data from two large clinical trials, most HCV genotype 2 or 3 infected patients were found to have achieved an RVR; however, among patients without an RVR, the SVR rate was higher and relapse rate lower for those receiving 48-week treatment with higher doses of RBV (1,000–1,200 mg per day) than for those receiving 24-week treatment with a lower dose of RBV (800 mg per day; Figure 3).<sup>38,39</sup> These results need to be confirmed in a prospective controlled study, but it is possible that patients with an HCV genotype 2 or 3 infection who do not achieve an RVR could benefit from longer treatment with peginterferon  $\alpha$  and higher doses of RBV ( $>800$  mg per day).

A final consideration concerns the assumption that HCV genotype 2 and genotype 3 infections require a similar duration of treatment. Evidence now indicates that this might not be the case. HCV genotype 2 infected patients seem to respond better to therapy and have consistently higher SVR rates than do HCV genotype 3 infected patients, with an overall SVR rate of 80–93% compared with 66–80%, respectively, after treatment for up to 24 weeks.<sup>25,27,30</sup> These differences are also seen following the same duration of treatment in patients who achieved an RVR (SVR rate 87–95% for genotype 2 vs 76–89% for genotype 3).<sup>25,27,30</sup> These findings indicate that separate management algorithms, possibly with a longer treatment duration for HCV genotype 3 infected patients, could be appropriate, and further studies are required to confirm whether this is the case.

### Re-treatment of patients

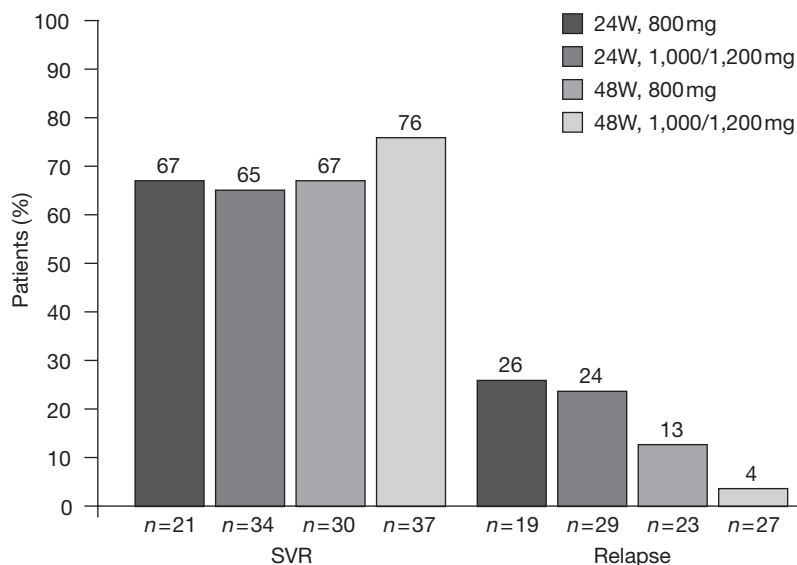
The management of patients with chronic hepatitis C who relapse after treatment (i.e. those who achieve an end of treatment virological response but not an SVR) or who fail to respond to current standard IFN-based therapy presents a particular problem. In patients who relapse after a first treatment course of IFN- $\alpha$  alone, combination



**Figure 2** HCV genotype 1 infected patients treated with interferon-based therapy plus RBV who had a partial early virologic response (defined as a  $>2\log_{10}$  drop in HCV RNA levels but levels  $>50$  IU/ml at week 12) and a subsequent SVR. The three studies consistently show that considerably more patients achieve an SVR with 72 weeks of therapy than with 48 weeks. Data taken from Sánchez-Tapias JM *et al.* (2007) *Hepatol Int* 1: 36 [abstract #0-196]. Abbreviations: RBV, ribavirin; SVR, sustained virological response.

therapy with IFN- $\alpha$  plus RBV has been shown to lead to substantially higher SVR rates than an additional course of IFN- $\alpha$  monotherapy.<sup>37</sup> In the Hepatitis C Antiviral Long-Term Treatment Against Cirrhosis (HALT-C) trial, 18% of patients who did not respond to or had relapsed after treatment with conventional IFN- $\alpha$  or conventional IFN- $\alpha$  plus RBV had an SVR in response to re-treatment with 48 weeks of peginterferon  $\alpha 2a$  plus RBV.<sup>40</sup> Factors associated with an SVR included previous treatment with IFN- $\alpha$  monotherapy, infection with HCV genotype 2 or 3, a low serum aspartate aminotransferase to serum alanine aminotransferase (ALT) ratio, and the absence of cirrhosis. Similar findings were reported in the Evaluation of PegIntron in Control of Hepatitis C Cirrhosis (EPIC-3) trial, with 23% of patients who did not respond or who had relapsed after previous IFN-based treatment achieving an SVR following re-treatment with peginterferon  $\alpha 2b$  plus RBV.<sup>41</sup>

Patients who relapse after treatment with conventional IFN-based regimens often respond to re-treatment with peginterferon  $\alpha$  plus RBV, with SVR rates of 41–59% being reported.<sup>37</sup> Peginterferon  $\alpha$  plus RBV re-treatment should,



**Figure 3** Intensification of treatment in HCV genotype 2 or 3 infected patients who did not achieve a rapid virological response. Retrospective analysis of two clinical trials<sup>38</sup> showed that the SVR rate was higher and relapse rate lower for patients receiving 48-week treatment with higher doses of RBV than for those receiving 24-week treatment with a lower dose of RBV. Abbreviations: 24W, 24-week treatment; 48W, 48-week treatment; RBV, ribavirin; SVR, sustained virological response.

therefore, be considered for all patients who have previously responded to a conventional IFN-based regimen and subsequently relapsed.

Re-treatment of nonresponders to IFN- $\alpha$  is generally associated with poor SVR rates, especially in HCV genotype 1 infected patients or patients with cirrhosis.<sup>37</sup> Evidence now suggests, however, that prolonged re-treatment of nonresponders significantly improves SVR rates. In the Retreatment with Pegasys in Patients Not Responding to Peg-Intron Therapy (REPEAT) study, 72 weeks of treatment produced an overall SVR rate of 16% compared with 8% after 48 weeks of treatment ( $P=0.006$ ).<sup>42</sup> In this study, patients who had undetectable levels of HCV RNA after 12 weeks of treatment were more likely to achieve an SVR after 72 weeks treatment than were those who had detectable levels of HCV RNA (57% vs 4%). These findings indicate that duration of therapy could be pivotal to improving the outcome in nonresponders to IFN- $\alpha$ .

Another potential strategy to achieve a response in patients who are unresponsive to the standard of care is to use increased doses of RBV, as described by Lindahl *et al.* in a small study of previously untreated patients.<sup>43</sup> In their study, the authors used high doses of

RBV (1,600–3,600 mg per day), tailored to each patient according to an individualized schedule. Although 9 out of 10 patients achieved an SVR, suggesting that this approach is feasible, the use of such high RBV doses was associated with more-frequent and more-serious adverse effects such as anemia.

Even in patients who do not achieve an SVR, IFN-based regimens can reduce hepatic inflammation. Given that progression of fibrosis to cirrhosis is a function of hepatic inflammation, it has been suggested that IFN-based maintenance therapy might slow disease progression.<sup>44,45</sup> In addition, although some patients are classified as virological relapsers and/or nonresponders, they might have a biochemical response to treatment (i.e. reduction or normalization of ALT levels). Results from the NIH-sponsored HALT-C trial showed that peginterferon  $\alpha 2a$  maintenance therapy improved ALT level, HCV viral load, and necroinflammation.<sup>44</sup> Despite these results, however, there was no long-term effect on the rate of disease progression.<sup>44</sup> In a similar study that compared the effects of low-dose peginterferon  $\alpha 2b$  with those of low-dose colchicine (Colchicine Versus PEG-Intron Long Term [COPILOT] study), the rate of bleeding from esophageal varices observed in patients treated with peginterferon  $\alpha 2b$  for up to 4 years was lower than that in patients who received colchicine.<sup>45</sup>

Guidelines recommend that decisions regarding re-treatment should include consideration of the severity of the underlying liver disease, adherence and/or compliance, tolerance issues, the previous therapy and type of response to it, viral genotype, and other predictive factors for response.<sup>2</sup>

## FUTURE THERAPIES

Despite the undoubted benefits brought to the treatment of chronic hepatitis C by the introduction of peginterferon  $\alpha$ , there remains an ongoing need for improved treatment strategies and for new therapeutic agents to increase response rates, particularly in patients whose characteristics make them difficult to cure. Although novel IFN-based products continue to be developed, interest is focusing on different classes of anti-HCV drugs. Several HCV-specific inhibitors are under investigation in preclinical and clinical trials, and it is anticipated that these agents will improve treatment options for patients with chronic hepatitis C. To date,

the most promising treatment targets are the HCV protease NS3-4A, which is responsible for protein maturation during viral reproduction, and the RNA-dependent HCV polymerase NS5B. Development of new anti-HCV drugs is, of course, not without its challenges, and several polymerase inhibitors have already been discontinued from development primarily on the basis of unacceptable levels of toxicity or lack of adequate efficacy. Those new anti-HCV drugs that have performed well at least in proof of concept trials or seem to be the most promising are discussed below.

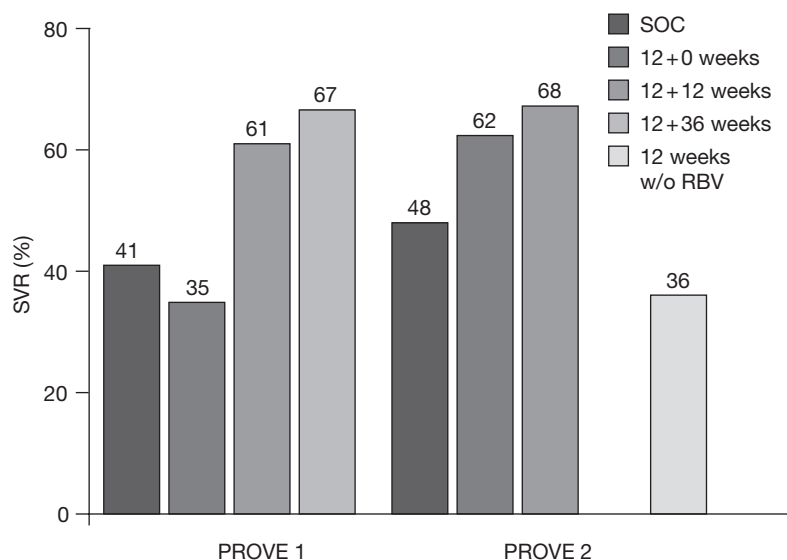
### Protease inhibitors

The first potent and specific inhibitor of NS3-4A serine protease to be tested in a randomized, placebo-controlled pilot study in patients with chronic hepatitis C was ciluprevir (BILN 2061).<sup>46</sup> In previously untreated patients infected with HCV genotype 1, treatment with ciluprevir for 2 days resulted in viral RNA reductions of 2–3 log<sub>10</sub> copies/ml in most patients, thus providing proof of concept that inhibitors of HCV NS3-4A protease are a therapeutic option for patients with chronic hepatitis C. Further clinical development of ciluprevir has been suspended, however, following reports of cardiotoxicity in animal studies.<sup>46</sup> The NS3-4A protease inhibitors telaprevir<sup>47</sup> and boceprevir<sup>48</sup> have since been shown to reduce serum HCV RNA levels when used alone and to produce additive reductions in serum HCV RNA levels when administered with peginterferon  $\alpha$  plus RBV.

### Telaprevir

In a trial by Reesink and co-workers, telaprevir monotherapy for 2 weeks was associated with a median reduction in HCV RNA levels of more than 4 log<sub>10</sub> IU/ml in patients with chronic hepatitis C who had a genotype 1 infection.<sup>47</sup> When used as monotherapy, however, telaprevir has a low barrier against the development of genetic resistance by HCV, which is a potential problem for antiviral agents given the high rate and error-prone nature of HCV replication.<sup>49</sup>

Triple therapy with telaprevir, peginterferon  $\alpha$ 2a and RBV not only improves antiviral activity, but also significantly reduces the incidence of resistance.<sup>50,51</sup> Preliminary data from two phase II trials in HCV genotype 1 infected patients (PROVE 1 and PROVE 2) demonstrated that triple therapy significantly increased the incidence of RVR at week 4 and



**Figure 4** Proportion of patients infected with HCV genotype 1 who had an SVR (HCV RNA levels <10 IU/ml) in two phase II studies of triple therapy with telaprevir, peginterferon  $\alpha$ 2a and followed by standard-dose peginterferon  $\alpha$ 2a plus RBV.<sup>52,53</sup> Abbreviations: RBV, ribavirin; SOC, standard of care; SVR, sustained virological response.

complete EVR at week 12 compared with peginterferon  $\alpha$ 2a plus RBV.<sup>50,51</sup> Final data presented during the 2008 annual meeting of the European Association for the Study of the Liver showed SVR rates as high as 61% (PROVE 1) and 68% (PROVE 2) in HCV genotype 1 infected patients treated for 12 weeks with the triple therapy regimen followed by 12 weeks of standard-dose peginterferon  $\alpha$ 2a plus RBV (Figure 4).<sup>52,53</sup> The total incidence of adverse events in patients treated with telaprevir, peginterferon  $\alpha$ 2a and RBV was similar to that in the control group; however, discontinuation because of adverse events was more frequent in the triple therapy arm than in the control arm (9% vs 3%). Gastrointestinal events, rashes (in several cases severe) and anemia were more common in the triple therapy arm than in the standard combination treatment arm.

### Boceprevir

Boceprevir in combination with peginterferon  $\alpha$ 2b has been compared with either agent alone in patients with an HCV genotype 1 infection who were previous nonresponders to peginterferon-based therapy.<sup>48</sup> In this three-period crossover trial, patients were randomly allocated to receive, in a random sequence, boceprevir (200 mg or 400 mg every 8 h) as monotherapy for 7 days, peginterferon  $\alpha$ 2b as monotherapy for

14 days, and boceprevir plus peginterferon  $\alpha$ 2b combination therapy for 14 days, with a 3-week washout between treatments. Mean maximum changes in HCV RNA levels were highest when patients received combination therapy ( $-2.45 \pm 0.22 \log_{10}$  IU/ml and  $-2.88 \pm 0.22 \log_{10}$  IU/ml for peginterferon  $\alpha$ 2b plus 200 mg and 400 mg boceprevir, respectively) compared with either monotherapy ( $-1.08 \pm 0.22 \log_{10}$  IU/ml and  $-1.61 \pm 0.21 \log_{10}$  IU/ml for boceprevir 200 mg and 400 mg, respectively, and  $-1.08 \pm 0.22 \log_{10}$  IU/ml and  $-1.26 \pm 0.20 \log_{10}$  IU/ml for peginterferon  $\alpha$ 2b alone in the 200 mg and 400 mg boceprevir groups, respectively).<sup>48</sup> A sensitive clonal analysis of HCV quasispecies present in patients treated with boceprevir has revealed that there is selection of different variants of NS3 protease, with different resistance levels to NS3 inhibitors and resistance frequencies proportional to HCV RNA levels.<sup>54</sup>

Boceprevir has also been evaluated in combination with peginterferon  $\alpha$ 2b with and without RBV, in one instance for 24 weeks or 48 weeks in a phase II dose-ranging study in patients with an HCV genotype 1 infection who were nonresponders to previous treatment with peginterferon  $\alpha$  plus RBV,<sup>55</sup> and also in the phase II Serine Protease Inhibitor Therapy-1 (SPRINT-1) study in treatment-naïve HCV genotype 1 infected patients.<sup>56</sup> The virologic response rates in previous nonresponders were generally low in the dose-ranging study.<sup>55</sup> In the SPRINT study, however, 55% and 57% of previously untreated patients achieved undetectable levels of HCV RNA 12 weeks after the end of 24 weeks of triple therapy with peginterferon  $\alpha$ 2b, RBV and boceprevir without and with a 4-week lead phase consisting of peginterferon  $\alpha$ 2b plus RBV alone, respectively.<sup>56</sup>

### Polymerase inhibitors

The polymerase inhibitor class of antiviral agents includes nucleoside analogs and non-nucleoside analogs. Nucleoside analogs target the catalytic site of HCV polymerase and inhibit the initiation of HCV RNA transcription and the elongation of the nascent RNA chain. By contrast, non-nucleoside analogs bind to a number of discrete sites on HCV polymerase. Several inhibitors of HCV polymerase have been evaluated in clinical trials, including the nucleoside inhibitors valopicitabine, R1626 and R7128 and the non-nucleoside inhibitors GS-9190, HCV-796 and VCH-759.

### Nucleoside analog polymerase inhibitors

In a trial by Zhou and co-workers, patients infected with HCV genotype 1 who were nonresponders to IFN-based antiviral treatment showed a mean reduction in HCV RNA levels of  $0.15$ – $1.21 \log_{10}$  IU/ml after 14 days of treatment with 50–800 mg/day valopicitabine.<sup>57</sup> When valopicitabine was administered in combination with peginterferon  $\alpha$ 2b, a decline in HCV RNA levels of  $3.75$ – $4.41 \log_{10}$  IU/ml was reported after 36 weeks of treatment.<sup>58</sup> Significant gastrointestinal adverse effects were observed in particular at doses above 200 mg/day. Thus, on the basis of the overall risk–benefit profile observed in clinical testing, the clinical development of valopicitabine for the treatment of hepatitis C has been placed on hold.

R1626 is an oral prodrug of the potent and selective nucleoside analog polymerase inhibitor R1479.<sup>59</sup> In a multiple-dose, dose-ascending, phase I study in previously untreated patients with an HCV genotype 1 infection, 14 days of treatment with twice daily doses of 1,500 mg, 3,000 mg or 4,500 mg R1626 resulted in mean viral load reductions of  $1.2 \log_{10}$  IU/ml,  $2.6 \log_{10}$  IU/ml and  $3.7 \log_{10}$  IU/ml, respectively.<sup>59</sup> A phase II trial in HCV genotype 1 infected patients showed that triple therapy with R1626, peginterferon  $\alpha$ 2a and RBV produces a synergistic effect, achieving a more-profound reduction in HCV RNA levels at week 4 of treatment than peginterferon  $\alpha$ 2a plus RBV (Figure 5).<sup>60</sup> A total of 81% of patients treated with the triple therapy regimen had undetectable levels of HCV RNA ( $<50$  IU/ml) at week 4 compared with 5% of those treated with the standard regimen of peginterferon  $\alpha$ 2a plus RBV. Adverse events reported in patients receiving R1626 were mild to moderate, although grade 4 neutropenia was observed in 39 patients (78%) receiving triple therapy and was the main reason for dose reductions.<sup>60</sup> So far there is no evidence of resistance to R1626 in clinical isolates taken from patients treated with the drug, implying that R1626 has a high genetic barrier to the development of resistance by HCV.<sup>61</sup>

R7128 is a prodrug of PSI-6130, which is an oral cytidine nucleoside analog. No toxicity has been observed with R7128 in preclinical studies in various human cell lines, including liver cells, bone marrow cells, and white blood cells.<sup>62</sup> It appears that R7128 is more active at lower concentrations than other such compounds in

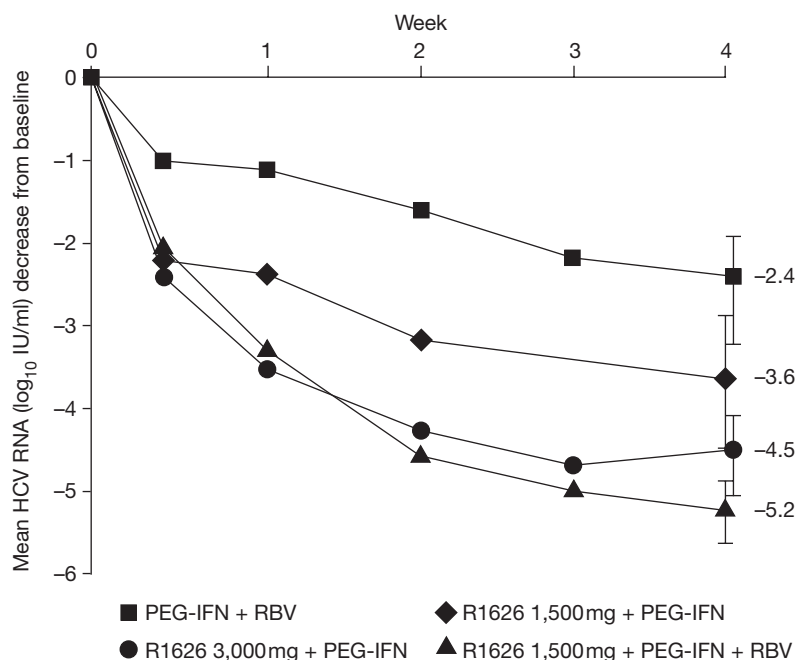
development.<sup>62</sup> In preclinical assays, PSI-6130 was found to have additive effects on the activity of IFN- $\alpha$  alone.<sup>62</sup> A phase I trial of R7128 in combination with peginterferon  $\alpha$ 2a plus RBV is currently underway in treatment-naive patients with an HCV genotype 1 infection.<sup>63</sup> Preliminary results showed potent antiviral activity in patients treated with R7128 1,500 mg per day, peginterferon  $\alpha$ 2a and RBV, with 17 (85%) of 20 patients achieving an RVR.<sup>63</sup>

#### Non-nucleoside polymerase inhibitors

HCV-796 is a non-nucleoside inhibitor of the RNA polymerase NS5B. This inhibitor has demonstrated potent antiviral activity, with Villano *et al.* recording a maximum antiviral effect after 4 days of treatment that resulted in a mean reduction in HCV RNA levels of  $1.4 \log_{10}$  IU/ml; however, an increase in viral load thereafter indicated that resistance might be an issue.<sup>64</sup> In a study of treatment-naive patients with chronic hepatitis C, the combination of HCV-796 and peginterferon  $\alpha$ 2b resulted in a mean reduction in viral load of  $3.3$ – $3.5 \log_{10}$  IU/ml after 14 days of treatment compared with  $1.6 \log_{10}$  IU/ml with peginterferon  $\alpha$ 2b alone; antiviral activity was greatest in patients who had a non-genotype 1 infection.<sup>64</sup> Safety issues concerning clinically significant elevations of liver enzyme levels in phase II trials have, however, led to the discontinuation of the phase II program.

GS-9190 is another non-nucleoside polymerase inhibitor that has been investigated in a phase I clinical trial in treatment-naive patients with an HCV genotype 1 infection.<sup>65</sup> Following single-dose exposure (40–480 mg), a maximum antiviral effect was observed at 24 h, with median declines in HCV RNA levels of  $0.46$ – $1.49 \log_{10}$  IU/ml across doses.<sup>65</sup> An instance of possible QT elongation was observed during a multidose exposure trial and a specific study of the effect of GS-9190 on QT interval in healthy volunteers is underway.

A proof of concept study has also been completed for VCH-759 in treatment-naive HCV genotype 1 infected patients.<sup>66</sup> Declines in HCV RNA level of  $2 \log_{10}$  IU/ml or more were achieved with 800 mg three times daily over a 10-day dosing period. As has been found with other non-nucleoside polymerase inhibitors, however, selection of mutants conferring drug resistance has been observed in patients treated with VCH-759.<sup>67</sup>



**Figure 5** HCV RNA levels in patients with HCV genotype 1 infection following 4 weeks of therapy with R1626 and/or PEG-IFN and/or RBV. Permission obtained from John-Wiley and Sons, Inc. © Pockros PJ *et al.* (2008) *Hepatology* 48: 385–397. Abbreviations: PEG-IFN, peginterferon  $\alpha$ 2a; RBV, ribavirin.

#### Other inhibitors of HCV

Other inhibitors of HCV in early clinical development include the cyclophilin inhibitor Debio-025,<sup>68</sup> celgosivir (an oral prodrug of castanospermine that inhibits the enzyme glucosidase in the host),<sup>69</sup> and nitazoxanide (an oral prodrug of the thiazolide tizoxanide that inhibits HCV replication by an unknown mechanism of action).<sup>70</sup>

#### Combination therapy with direct antivirals

The high error rate of the RNA polymerase for HCV means that HCV variants are continuously produced during replication, and infected cells thus have the potential to produce multiple drug-resistant mutants over time. The emergence of such mutants could limit the success of HCV-specific antiviral compounds and is, therefore, a highly relevant clinical issue. Experience from the HIV field indicates that combining antiviral agents not only has the potential to improve efficacy, but also, if compounds with different resistance profiles are used, to reduce the risk of developing treatment-resistant mutations of HCV. *In vitro* studies suggest that combined treatment with a protease inhibitor and a polymerase inhibitor results in more-potent

suppression of HCV replication than either drug alone, and could increase the barrier against the development of resistance. For example, Standing *et al.* found that the combination of the protease inhibitor boceprevir and the nucleoside analog valopicitabine suppressed the emergence of resistance to either drug.<sup>71</sup> A variety of different three-drug combinations have also been shown to have additive or synergistic effects on HCV activity *in vitro*.<sup>72</sup> Such combination therapy is still in the very early stages of development, and it will be several years before these *in vitro* results can be tested in large-scale clinical trials.

Novel anti-HCV agents belonging to all the new classes are being tested in combination with peginterferon  $\alpha$ , with or without RBV. Viral suppression with such combination therapy has been superior to that with monotherapy in all cases. The combination of an antiviral agent with peginterferon  $\alpha$  plus RBV seems to reduce the rapid selection of drug-resistant HCV strains—as reported in a study of telaprevir.<sup>73</sup> Despite the tremendous potential of the new antiviral agents, many questions remain to be answered regarding their use, especially within the context of the current standard of care. Careful research is required to balance the unmet need of patients on the one hand and the requirements of comprehensive clinical development programs on the other.

### CONCLUSIONS

Peginterferon  $\alpha$  plus RBV is the current standard of care for patients with chronic HCV infection, and is likely to remain the cornerstone of therapy for some considerable time to come. The determination of viral response to therapy is a relatively simple and reliable tool that facilitates the tailoring of treatment to the individual patient. More-sophisticated and more-detailed models of HCV response to therapy continue to be developed; these models offer new insights into the mechanisms of antiviral therapy and provide a means to compare different treatment regimens and responses in different patient populations.

The development of HCV-specific antiviral compounds has the potential to provide new options for the treatment of patients with chronic hepatitis C. The results from early clinical trials imply that a number of these agents are safe, well tolerated, and have potent antiviral activity that results in a rapid decline in HCV RNA levels. At least in the early stages, it is likely

that these new agents will be used in combination with the current standard of care. The rapid decline in HCV RNA levels induced by the new anti-HCV agents in such combination therapy is promising, given that evidence suggests that an RVR to peginterferon  $\alpha$  plus RBV is associated with a greater likelihood of achieving an SVR and the possibility of shortened treatment duration. Given the risk of treatment-resistant mutations developing, future research will focus on the development not only of new compounds but also of optimum drug combinations that aim to avoid selection of resistant strains, enhance the effectiveness of treatment, reduce the duration of treatment, and potentially improve tolerability.

### KEY POINTS

- The standard of care for chronic hepatitis C—peginterferon  $\alpha$  plus ribavirin—results in a sustained virological response rate of around 50% amongst patients with HCV genotype 1 infection and around 80% in those with HCV genotype 2 or 3 infection, when administered for standard treatment durations
- Treatment duration can be shortened or lengthened depending on baseline viral load and/or early on-treatment viral kinetics, offering the prospect of individualizing therapy to improve response or reduce unnecessarily extended treatment
- Further improvement in the future will come through other anti-HCV drugs currently in development that will be used, at least initially, in combination with peginterferon  $\alpha$  and ribavirin

### References

- 1 Hoofnagle JH *et al.* (1986) Treatment of chronic non-A, non-B hepatitis with recombinant human alpha interferon: a preliminary report. *N Engl J Med* **315**: 1575–1578
- 2 [No authors listed] (2002) NIH Consensus Statement on Management of Hepatitis C: 2002. *NIH Consensus State Sci Statements* **19**: 1–46
- 3 Strader DB *et al.* for the American Association for the Study of Liver Diseases (2004) Diagnosis, management, and treatment of hepatitis C. *Hepatology* **39**: 1147–1171
- 4 Yee HS *et al.* (2006) Management and treatment of hepatitis C viral infection: recommendations from the Department of Veterans Affairs Hepatitis C Resource Center program and the National Hepatitis C Program office. *Am J Gastroenterol* **101**: 2360–2378
- 5 Farrell GC (2007) New hepatitis C guidelines for the Asia-Pacific region: APASL consensus statements on the diagnosis, management and treatment of hepatitis C virus infection. *J Gastroenterol Hepatol* **22**: 607–610
- 6 Swain M *et al.* (2007) Sustained virologic response resulting from treatment with peginterferon alfa-2a alone or in combination with ribavirin is durable and constitutes a cure: an ongoing 5-year follow-up [abstract]. *Gastroenterology* **132** (Suppl 1): 741A

- 7 Veldt BJ *et al.* (2007) Sustained virologic response and clinical outcomes in patients with chronic hepatitis C and advanced fibrosis. *Ann Intern Med* **147**: 677–684
- 8 Manns MP *et al.* (2007) The way forward in HCV treatment—finding the right path. *Nat Rev Drug Discov* **6**: 991–1000
- 9 Chevaliez S and Pawlotsky JM (2007) Interferon-based therapy of hepatitis C. *Adv Drug Deliv Rev* **59**: 1222–1241
- 10 Perelson AS *et al.* (2005) New kinetic models for the hepatitis C virus. *Hepatology* **42**: 749–754
- 11 Herrmann E *et al.* (2000) Hepatitis C virus kinetics. *Antivir Ther* **5**: 85–90
- 12 Fried MW *et al.* (2002) Peginterferon alpha-2a plus ribavirin for chronic hepatitis C virus infection. *N Engl J Med* **347**: 975–982
- 13 Poordad F *et al.* (2008) Rapid virologic response: a new milestone in the management of chronic hepatitis C. *Clin Infect Dis* **46**: 78–84
- 14 Nguyen MH *et al.* (2008) Higher rate of sustained virologic response in chronic hepatitis C genotype 6 treated with 48 weeks versus 24 weeks of peginterferon plus ribavirin. *Am J Gastroenterol* **103**: 1131–1135
- 15 Kamal SM and Nasser IA (2008) Hepatitis C genotype 4: what we know and what we don't yet know. *Hepatology* **47**: 1371–1383
- 16 PEGASYS® European SPC [http://emc.medicines.org.uk/emc/assets/c/html/displayDocPrinterFriendly.asp?documentid=10081]
- 17 PEGINTRON® European SPC [http://www.emea.europa.eu/humandocs/PDFs/EPAR/Pegintron/H-280-PI-en.pdf]
- 18 Zeuzem S *et al.* (2005) International, multicenter, randomized, controlled study comparing dynamically individualized versus standard treatment in patients with chronic hepatitis C. *J Hepatol* **43**: 250–257
- 19 Mihm U *et al.* (2006) Review article: predicting response in hepatitis C virus therapy. *Aliment Pharmacol Ther* **23**: 1043–1010
- 20 Poynard T *et al.* (1998) Randomised trial of interferon alpha2b plus ribavirin for 48 weeks or for 24 weeks versus interferon alpha2b plus placebo for 48 weeks for treatment of chronic infection with hepatitis C virus. *Lancet* **352**: 1426–1432
- 21 Zeuzem S *et al.* (2006) Efficacy of 24 weeks treatment with peginterferon alfa-2b plus ribavirin in patients with chronic hepatitis C infected with genotype 1 and low pretreatment viremia. *J Hepatol* **44**: 97–103
- 22 Jensen DM *et al.* (2006) Early identification of HCV genotype 1 patients responding to 24 weeks peginterferon alpha-2a (40kd)/ribavirin therapy. *Hepatology* **43**: 954–960
- 23 Yu ML *et al.* (2008) Rapid virological response and treatment duration for chronic hepatitis C genotype 1 patients: a randomized trial. *Hepatology* **47**: 1884–1893
- 24 Kamal SM *et al.* (2007) Pegylated interferon alpha-2b plus ribavirin in patients with genotype 4 chronic hepatitis C: the role of rapid and early virological response. *Hepatology* **46**: 1732–1740
- 25 Mangia A *et al.* (2005) Peginterferon alfa-2b and ribavirin for 12 vs. 24 weeks in HCV genotype 2 or 3. *N Engl J Med* **352**: 2609–2617
- 26 Dalgard O *et al.* (2004) Treatment with pegylated interferon and ribavirin in HCV infection with genotype 2 or 3 for 14 weeks: a pilot study. *Hepatology* **40**: 1260–1265
- 27 von Wagner M *et al.* (2005) Peginterferon-alpha-2a (40KD) and ribavirin for 16 or 24 weeks in patients with genotype 2 or 3 chronic hepatitis C. *Gastroenterology* **129**: 522–527
- 28 Yu ML *et al.* (2007) A randomised study of peginterferon and ribavirin for 16 versus 24 weeks in patients with genotype 2 chronic hepatitis C. *Gut* **56**: 553–559
- 29 Shiffman ML *et al.* for the ACCELERATE Investigators (2007) Peginterferon alfa-2a and ribavirin for 16 or 24 weeks in HCV genotype 2 or 3. *N Engl J Med* **357**: 124–134
- 30 Dalgard O *et al.* (2008) Pegylated interferon alfa and ribavirin for 14 versus 24 weeks in patients with hepatitis C virus genotype 2 or 3 and rapid virological response. *Hepatology* **47**: 35–42
- 31 Berg T *et al.* (2006) Extended treatment duration for hepatitis C virus type 1: comparing 48 versus 72 weeks of peginterferon-alfa-2a plus ribavirin. *Gastroenterology* **130**: 1086–1097
- 32 Sánchez-Tapias JM *et al.* for the TeraViC-4 Study Group (2006) Peginterferon-alfa2a plus ribavirin for 48 versus 72 weeks in patients with detectable hepatitis C virus RNA at week 4 of treatment. *Gastroenterology* **131**: 451–460
- 33 Pearlman BL *et al.* (2007) Treatment extension to 72 weeks of peginterferon and ribavirin in hepatitis C genotype 1-infected slow responders. *Hepatology* **46**: 1688–1694
- 34 Mangia A *et al.* (2008) Individualized treatment duration for hepatitis C genotype 1 patients: a randomized controlled trial. *Hepatology* **47**: 43–50
- 35 Ferenci P *et al.* (2006) Customizing treatment with peginterferon alfa-2a (40 KD) (PEGASYS®) plus ribavirin (COPEGUS®) in patients with HCV genotype 1 or 4 infection: interim results of a prospective randomized trial [abstract #390]. *Hepatology* **44 (Suppl 1)**: 336A
- 36 Sánchez-Tapias JM *et al.* (2007) Which HCV genotype 1 patients may benefit from extended treatment with peginterferon alfa-2a (40KD) (PEGASYS®) plus ribavirin (COPEGUS®)? [abstract #0-196]. *Hepatol Int* **1**: 36
- 37 Zeuzem S (2004) Heterogeneous virologic response rates to interferon-based therapy in patients with chronic hepatitis C: who responds less well? *Ann Intern Med* **140**: 370–381
- 38 Willems B *et al.* (2007) Should treatment with peginterferon plus ribavirin be intensified in patients with HCV genotype 2/3 without a rapid virologic response? [abstract #8] *J Hepatol* **46 (Suppl 1)**: S6
- 39 Hadziyannis SJ *et al.* for the PEGASYS International Study Group (2004) Peginterferon-alpha2a and ribavirin combination therapy in chronic hepatitis C: a randomized study of treatment duration and ribavirin dose. *Ann Intern Med* **140**: 346–355
- 40 Shiffman ML *et al.* for the Hepatitis C Antiviral Long-Term Treatment Against Cirrhosis Trial Group (2004) Peginterferon alfa-2a and ribavirin in patients with chronic hepatitis C who have failed prior treatment. *Gastroenterology* **126**: 1015–1023
- 41 Poynard T *et al.* (2006) HCV negativity after 12 weeks of therapy is the best predictor of sustained virological response (SVR) in the re-treatment of previous interferon/ribavirin non-responders: results from the EPIC3 program [abstract #1123]. *Hepatology* **44 (Suppl 1)**: 607A
- 42 Jensen DM *et al.* (2007) Pegylated interferon alfa-2a (40KD) plus ribavirin (RBV) in prior non-responders to pegylated interferon alfa-2b (12KD)/RBV: final efficacy and safety outcomes of the REPEAT study [abstract #LB4]. *Hepatology* **46 (Suppl 1)**: 291A
- 43 Lindahl K *et al.* (2005) High-dose ribavirin in combination with standard dose peginterferon for treatment of patients with chronic hepatitis C. *Hepatology* **41**: 275–279
- 44 Di Bisceglie A *et al.* (2007) Prolonged antiviral therapy with peginterferon to prevent complications of advanced liver disease associated with hepatitis C: results of the hepatitis C antiviral long-term treatment against cirrhosis (HALT-C) trial [abstract #LB1]. *Hepatology* **46 (Suppl 1)**: 290A

**Acknowledgments**

Charles P Vega, University of California, Irvine, CA, is the author of and is solely responsible for the content of the learning objectives, questions and answers of the Medscape-accredited continuing medical education activity associated with this article.

**Competing interests**

The author has declared associations with the following companies/organizations: Debiopharm, Gilead, Human Genome Sciences, Intermune, Novartis, Pharmasset, Roche, Schering-Plough, Tibotec, Vertex, and Wyeth. See the article online for full details of the relationships.

- 45 Afdhal NH *et al.* (2008) Colchicine versus peg-interferon alpha 2b long term therapy: results of the 4 year COPILOT trial [abstract #3]. *J Hepatol* **48 (Suppl 2)**: S4
- 46 Hinrichsen H *et al.* (2004) Short-term antiviral efficacy of BILN 2061, a hepatitis C virus serine protease inhibitor, in hepatitis C genotype 1 patients. *Gastroenterology* **127**: 1347–1355
- 47 Reesink HW *et al.* (2006) Rapid decline of viral RNA in hepatitis C patients treated with VX-950: a phase Ib, placebo-controlled, randomized study. *Gastroenterology* **131**: 997–1002
- 48 Sarrazin C *et al.* (2007) SCH 503034, a novel hepatitis C virus protease inhibitor, plus pegylated interferon alpha-2b for genotype 1 nonresponders. *Gastroenterology* **132**: 1270–1278
- 49 Sarrazin C *et al.* (2007) Dynamic hepatitis C virus genotypic and phenotypic changes in patients treated with the protease inhibitor telaprevir. *Gastroenterology* **132**: 1767–1777
- 50 Jacobson IM *et al.* (2007) Interim analysis results from a phase 2 study of telaprevir with peginterferon alfa-2a and ribavirin in treatment-naive subjects with hepatitis C [abstract #177]. *Hepatology* **46 (Suppl 1)**: 315A–316A
- 51 Hezode C *et al.* (2007) PROVE2: phase II study of VX950 (telaprevir) in combination with peginterferon alfa 2a with or without ribavirin in subjects with chronic hepatitis C, first interim analysis [abstract #80]. *Hepatology* **46 (Suppl 1)**: 268A
- 52 McHutchison JG *et al.* (2008) PROVE1: results from a phase 2 study of telaprevir with peginterferon alpha-2a and ribavirin in treatment-naive subjects with hepatitis C [abstract #4]. *J Hepatol* **48 (Suppl 2)**: S4
- 53 Dusheiko GM *et al.* (2008) Treatment of chronic hepatitis C with telaprevir (TVR) in combination with peginterferon-alpha-2a with or without ribavirin: further interim analysis results of the PROVE2 study [abstract #58]. *J Hepatol* **48 (Suppl 2)**: S26
- 54 Susser S *et al.* (2008) Clonal analysis of mutations selected in the HCV NS3 protease domain of genotype 1 non-responders treated with beceprevir (SCH503034) [abstract #65]. *J Hepatol* **48 (Suppl 2)**: S29
- 55 Schiff E *et al.* (2008) Boceprevir (B) combination therapy in null responders (NR): response dependent on interferon responsiveness [abstract #104]. *J Hepatol* **48 (Suppl 2)**: S46
- 56 Kwo P *et al.* (2008) Interim results from HCV SPRINT-1: RVR/EVR from phase 2 study of boceprevir plus PegIntron™ (peginterferon alpha-2b)/ribavirin in treatment-naive subjects with genotype-1 CHC [abstract #995]. *J Hepatol* **48 (Suppl 2)**: S372
- 57 Zhou XJ *et al.* (2005) Pharmacokinetics and pharmacodynamics of valopicitabine (NM283), a new nucleoside HCV polymerase inhibitor: results from a phase I/II dose-escalation trial in patients with HCV-1 infection [abstract #626]. *J Hepatol* **42 (Suppl 2)**: 229A
- 58 Lawitz E *et al.* (2007) Clearance of HCV RNA with valopicitabine (NM283) plus peg-interferon in treatment-naive patients with HCV-1 infection: results at 24 and 48 weeks [abstract #14]. *J Hepatol* **46 (Suppl 1)**: 9A
- 59 Roberts SK *et al.* (2008) Robust antiviral activity of R1626, a novel nucleoside analog: a randomized, placebo-controlled study in patients with chronic hepatitis C. *Hepatology* **48**: 398–406
- 60 Pockros PJ *et al.* (2008) R1626 plus peginterferon alfa-2a provides potent suppression of hepatitis C virus RNA and significant antiviral synergy in combination with ribavirin. *Hepatology* **48**: 385–397
- 61 Le Pogam S *et al.* (2007) A high barrier to resistance may contribute to the robust antiviral effect demonstrated by R1626 in HCV genotype 1-infected treatment-naive patients [abstract #1298]. *Hepatology* **46 (Suppl 1)**: 813A
- 62 Reddy R *et al.* (2007) Antiviral activity, pharmacokinetics, safety, and tolerability of R7128, a novel nucleoside HCV RNA polymerase inhibitor, following multiple, ascending, oral doses in patients with HCV genotype 1 infection who have failed prior interferon therapy [abstract # LB9]. *Hepatology* **46 (Suppl 1)**: 862A–863A
- 63 Lalezari J *et al.* (2008) Potent antiviral activity of the HCV nucleoside polymerase inhibitor R7128 with PEG-IFN and ribavirin: interim results of R7128 500mg bid for 28 days [abstract #66]. *J Hepatol* **48 (Suppl 2)**: S29
- 64 Villano S *et al.* (2007) Antiviral activity of the non-nucleoside polymerase inhibitor, HCV-796, in combination with pegylated interferon alfa-2b in treatment naive patients with chronic HCV [abstract #50]. *J Hepatol* **46 (Suppl 1)**: S24
- 65 Bavisotto *et al.* (2007) Antiviral, pharmacokinetic and safety data for GS-9190, a non-nucleoside HCV NS5B polymerase inhibitor, in a phase 1 trial in HCV genotype 1 infected subjects [abstract #49]. *Hepatology* **46 (Suppl 1)**: 255A
- 66 Cooper C *et al.* (2007) Antiviral activity of the non-nucleoside polymerase inhibitor, VCH-759, in chronic hepatitis C patients: results from a randomized, double-blind, placebo-controlled, ascending multiple dose study [abstract #844]. *Hepatology* **46 (Suppl 1)**: 864A
- 67 Nicolas O *et al.* (2008) Genotypic analysis of HCV NS5B variants selected from patients treated with VCH-759 [abstract #LB11]. *J Hepatol* **48 (Suppl 2)**: S317
- 68 Flisiak R *et al.* (2008) The cyclophilin inhibitor Debio-025 shows potent anti-hepatitis C effect in patients coinfecting with hepatitis C and human immunodeficiency virus. *Hepatology* **47**: 817–826
- 69 Kaita K *et al.* (2007) PhII proof of concept study of celgisovir in combination with peginterferon alfa-2b and ribavirin in chronic hepatitis C genotype-1 non-responder patients [abstract #127]. *J Hepatol* **46 (Suppl 1)**: S56–S57
- 70 Rossignol JF *et al.* (2007) Interim data from a randomized controlled trial of nitazoxanide-peginterferon-ribavirin, nitazoxanide-peginterferon and peginterferon-ribavirin in the treatment of patients with chronic hepatitis C genotype 4 [abstract #178]. *Hepatology* **46 (Suppl 1)**: 316A
- 71 Standing D *et al.* (2007) HCV polymerase (NM107) and protease (boceprevir) inhibitors in combination show enhanced activity and suppression of resistance in the replicon system [abstract #1391]. *Hepatology* **46 (Suppl 1)**: 857A
- 72 Grunberger C *et al.* (2008) 3-Drug synergistic interactions of small molecular inhibitors of hepatitis C virus replication. *J Infect Dis* **197**: 42–45
- 73 Lawitz E *et al.* (2008) Antiviral effects and safety of telaprevir, peginterferon alfa-2a, and ribavirin for 28 days in hepatitis C patients. *J Hepatol* **49**: 163–169