


# SCIENTIFIC REPORTS



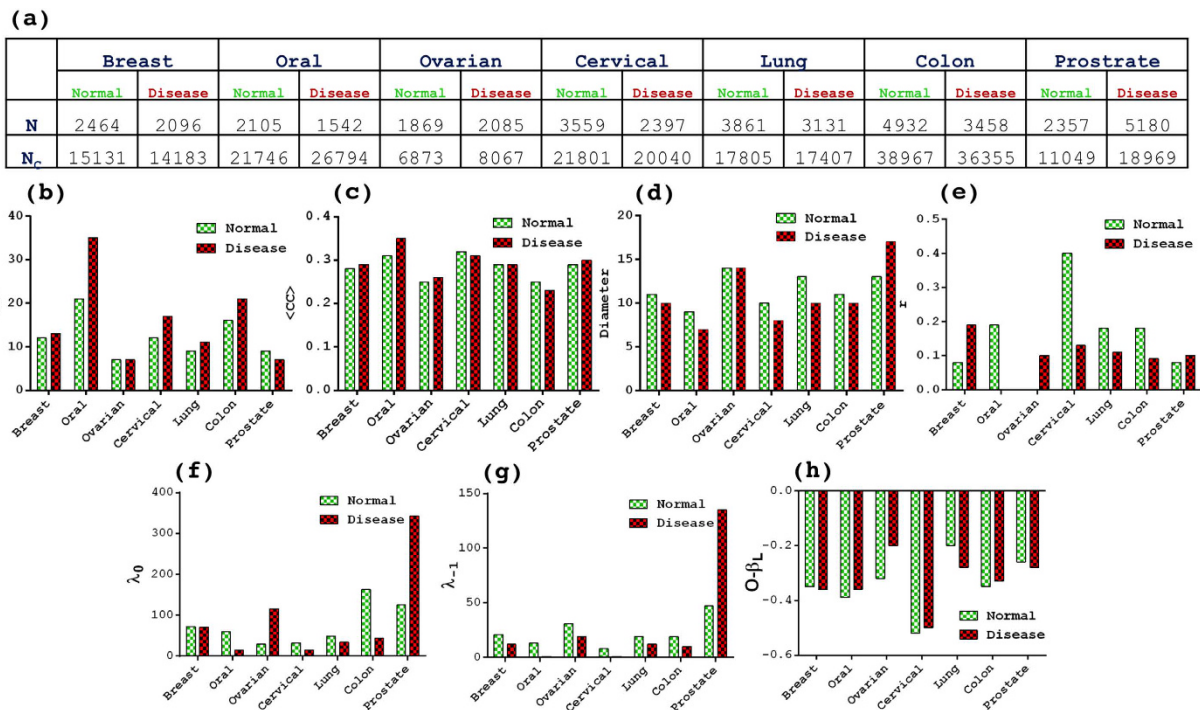
OPEN

## Corrigendum: Understanding cancer complexome using networks, spectral graph theory and multilayer framework


Aparna Rai, Priodyuti Pradhan, Jyothi Nagraj, K. Lohitesh, Rajdeep Chowdhury & Sarika Jalan

*Scientific Reports* 7:41676; doi: 10.1038/srep41676; published online 03 February 2017; updated on 03 May 2017

This Article contains an error in Figure 1, where the graph for Figure 1d is a duplicate of Figure 1b. The correct Figure 1 appears below.



**Figure 1.**

 This work is licensed under a Creative Commons Attribution 4.0 International License. The images or other third party material in this article are included in the article's Creative Commons license, unless indicated otherwise in the credit line; if the material is not included under the Creative Commons license, users will need to obtain permission from the license holder to reproduce the material. To view a copy of this license, visit <http://creativecommons.org/licenses/by/4.0/>

© The Author(s) 2017