

SCIENTIFIC REPORTS



OPEN

Prototypical topological orbital ferromagnet γ -FeMn

Jan-Philipp Hanke, Frank Freimuth, Stefan Blügel & Yuriy Mokrousov

Received: 25 October 2016
Accepted: 14 December 2016
Published: 20 January 2017

We predict from first principles an entirely topological orbital magnetization in the noncoplanar bulk antiferromagnet γ -FeMn originating in the nontrivial topology of the underlying spin structure, without any reference to spin-orbit interaction. Studying the influence of strain, composition ratio, and spin texture on the topological orbital magnetization and the accompanying topological Hall effect, we promote the scalar spin chirality as key mechanism lifting the orbital degeneracy. The system is thus a prototypical *topological orbital ferromagnet*, the macroscopic orbital magnetization of which is prominent even without spin-orbit coupling. One of the remarkable features of γ -FeMn is the possibility for pronounced orbital magnetostriction mediated by the complex spin topology in real space.

Spin and orbital degrees of freedom of electrons give rise to two fundamental contributions to the magnetization in materials, both of which are usually distinguished by means of x-ray magnetic circular dichroism^{1–3}. While firm knowledge of spin magnetism has been acquired due to extensive research in this area over the past several decades, exploration of the concept of the orbital magnetization (OM) in condensed matter is still at a rather premature stage. Even an accurate theoretical description of orbital magnetism has been missing until the recent advent of a rigorous Berry phase theory^{4–7}. Since the OM affects a plethora of elementary properties like spin-dependent transport^{8–11}, orbital magnetoelectric coupling^{12–14}, and Dzyaloshinskii-Moriya interaction¹⁵, a deeper understanding of orbital magnetism in solids is in general of outstanding relevance.

Spontaneous orbital magnetism in ferromagnets is conventionally explained as a key manifestation of the spin-orbit interaction lifting (partially) the orbital moment quenching. While such an interpretation applies to most condensed-matter systems, it fails to describe orbital magnetism in crystals exhibiting a finite *topological* OM (TOM) prominent even in the absence of spin-orbit coupling. In these systems an emergent magnetic field rooting in the noncoplanarity of neighbouring spins replaces the spin-orbit interaction as the main mechanism lifting the orbital degeneracy by coupling to the orbital degrees of freedom^{16–18}. The latter noncoplanarity between three neighbouring spins is usually quantified by the so-called scalar spin chirality $\kappa = \mathbf{S}_i \cdot (\mathbf{S}_j \times \mathbf{S}_k)$, which plays also a fundamental role in the physics of skyrmions^{19–25}. The nonvanishing scalar spin chirality further replaces the spin-orbit interaction in giving rise to the anomalous Hall effect, also referred to as topological Hall effect in this context, which is closely related to the TOM both from microscopic and symmetry considerations^{16,26}.

Revealing a diverse spectrum of complex noncollinear spin textures in real space, antiferromagnetic materials such as Mn_5S_3 ^{27–29}, Nd ^{30–33}, Mn_3GaN ^{34,35}, Mn_3Ir ³⁶, and Mn_3Ge ³⁷ provide an intriguing and rich playground to study unconventional magnetic properties and transport phenomena. In particular, disordered γ - $\text{Fe}_x\text{Mn}_{1-x}$ alloys are suggested by neutron diffraction measurements^{38,39} and first-principles calculations^{40–42} to exhibit for concentrations $0.35 < x < 0.80$ the so-called **3Q** structure, which is a noncoplanar spin configuration forming as a result of a linear combination of spin-spirals with three distinct wave vectors \mathbf{Q}^{43} . In the case of such a **3Q** state the total spin magnetization integrated over the unit cell of the crystal vanishes exactly since the spins point towards the center of the tetrahedron spanned by them (cf. Fig. 1). The **3Q** noncollinear spin structure of disordered γ - $\text{Fe}_x\text{Mn}_{1-x}$ alloys thus renders these systems ideal candidates for investigating topological contributions to the OM and the accompanying anomalous Hall conductivity (AHC), as well as for estimating the efficiency of the scalar spin chirality as alternative degeneracy-breaking mechanism.

Here, based on first-principles electronic-structure calculations we evaluate topological orbital magnetism and anomalous Hall effect present in the noncoplanar antiferromagnet γ -FeMn even in absence of spin-orbit coupling. We ascribe the manifestation of these phenomena to the nontrivial topology of the underlying **3Q** spin structure. By studying the dependencies of both OM and AHC on (i) strain, (ii) composition ratio, and (iii) real-space distribution of the spin texture, we identify the scalar spin chirality as driving mechanism which lifts the orbital degeneracy. Thus, disordered γ -FeMn is a prototypical *topological orbital ferromagnet* for which the

Peter Grünberg Institut and Institute for Advanced Simulation, Forschungszentrum Jülich and JARA, 52425 Jülich, Germany. Correspondence and requests for materials should be addressed to J.-P.H. (email: j.hanke@fz-juelich.de)

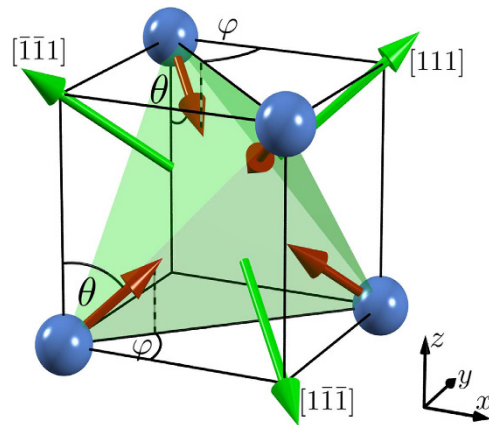


Figure 1. Unit cell of face-centered-cubic γ -FeMn. Red arrows indicate the noncoplanar $3Q$ texture of spins pointing towards the center of the transparent green tetrahedron. The faces of the tetrahedron highlight equivalent planes of the undistorted lattice, and green arrows orthogonal to corresponding planes mark the directions $[\bar{1}\bar{1}\bar{1}]$, $[1\bar{1}\bar{1}]$, and $[111]$, respectively. The polar angle θ and the azimuthal angle φ are used to characterize the antiferromagnetic spin structure throughout this work. In the depicted case of the $3Q$ spin texture, $\varphi = 45^\circ$ and θ amounts to half of the tetrahedral angle, i.e., $\theta \approx 54.7^\circ$.

macroscopic magnetization is completely dominated by orbital magnetism prominent even without spin-orbit interaction.

Results

Although the noncoplanar spin texture of the $3Q$ state gives rise to a finite scalar spin chirality between any three neighbouring spins (cf. Fig. 1), the sum of these chiralities over the magnetic unit cell containing four atoms vanishes in the case of the face-centered-cubic (fcc) lattice of γ -FeMn. Thus, to investigate possible topological contributions arising from the nontrivial spin texture in real space, we need to break the symmetry between the equivalent cross sections (111) , $(\bar{1}\bar{1}\bar{1})$, $(\bar{1}\bar{1}1)$, and $(1\bar{1}\bar{1})$ of the fcc lattice (see Fig. 1), for example, by applying strain along the $[111]$ direction¹⁶. As a consequence of this distortion, the chiralities of the individual cross sections do not cancel out such that we can expect the scalar spin chirality to manifest in the $[111]$ component of both OM and AHC. To characterize the deformation of the crystal structure, we introduce the ratio $\delta = d'/d$ where d and d' refer to the distance between adjacent (111) planes in the undistorted and distorted case, respectively.

Applying a moderate strain along the $[111]$ direction characterized by the parameter $\delta = 0.95$, we present in Fig. 2a the resulting computed OM and AHC of selected antiferromagnetic γ -Fe_xMn_{1-x} alloys as a function of the position of the Fermi level and in absence of spin-orbit coupling. When we change the alloy composition from pure Mn over Fe_{0.5}Mn_{0.5} to pure Fe, we observe that the energy dependence of the OM is qualitatively not altered except for a shift towards lower energies (see e.g. peaks marked by arrows in Fig. 2a). Since the electronic configurations of Fe and Mn atoms are close to each other, the electronic structures of the corresponding γ -Fe_xMn_{1-x} alloys are quite similar. This can be directly seen in the band structure of the corresponding alloys, which reveal a clear resemblance apart from a global energy shift, Fig. 2b. Remarkably, although OM and anomalous Hall effect are fundamentally related to each other, the energy dependencies of OM and AHC presented in Fig. 2a are not at all correlated. In contrast to the OM, the energy dependence of the AHC displays a more rich and complex oscillatory behavior underlining its strong sensitivity to the electronic structure. Moreover, the energy dependencies of the AHC for different alloy concentrations are not related by a simple shift in energy. We verified that the values of both OM and AHC, which we display in Fig. 2a, are hardly affected by including spin-orbit coupling in our calculations.

We further present in Fig. 2c the behavior of OM and AHC at the actual Fermi energy of γ -Fe_xMn_{1-x}, i.e., $\Delta\mathcal{E}_F = 0$, upon varying the concentration x . A moderate contraction ($\delta = 0.95$) of the pure Mn crystal generates an OM of $0.1 \mu_B$ per unit cell of four atoms, which monotonically decreases with increasing Fe concentration, leading to a sign change for $x \approx 0.5 - 0.6$ and ultimately to an OM of about $-0.1 \mu_B$ per unit cell for pure Fe. Remarkably, this overall dependence on the alloy composition is reversed if we expand the lattice ($\delta > 1$) along the $[111]$ direction instead of contracting it. Within the experimentally confirmed region of the $3Q$ state in γ -FeMn, the OM ranges from -0.05 to $0.1 \mu_B$ per unit cell depending on the strain. In general, we find that applying larger strain leads to an enhanced magnitude of both OM and AHC since the symmetry-breaking between the formerly equivalent faces of the tetrahedron spanned by the four spins in the unit cell becomes more pronounced in this case. Although the magnitude of the OM in the noncoplanar antiferromagnet γ -FeMn is comparable to that of collinear transition-metal compounds, its unique topological nature renders the orbital magnetism studied here thoroughly distinct. In addition, while the orbital moment in conventional transition-metal systems is typically overshadowed by the large spin moment, the macroscopic magnetization in the spin-compensated material γ -FeMn is determined entirely by the OM. The concentration dependence of the AHC qualitatively follows the trend of the OM, in particular for $\delta > 1$. We point out that the magnitude of the AHC in these alloys reaches gigantic values, especially in the vicinity of pure systems, constituting as much as 1000 S/cm in the experimentally

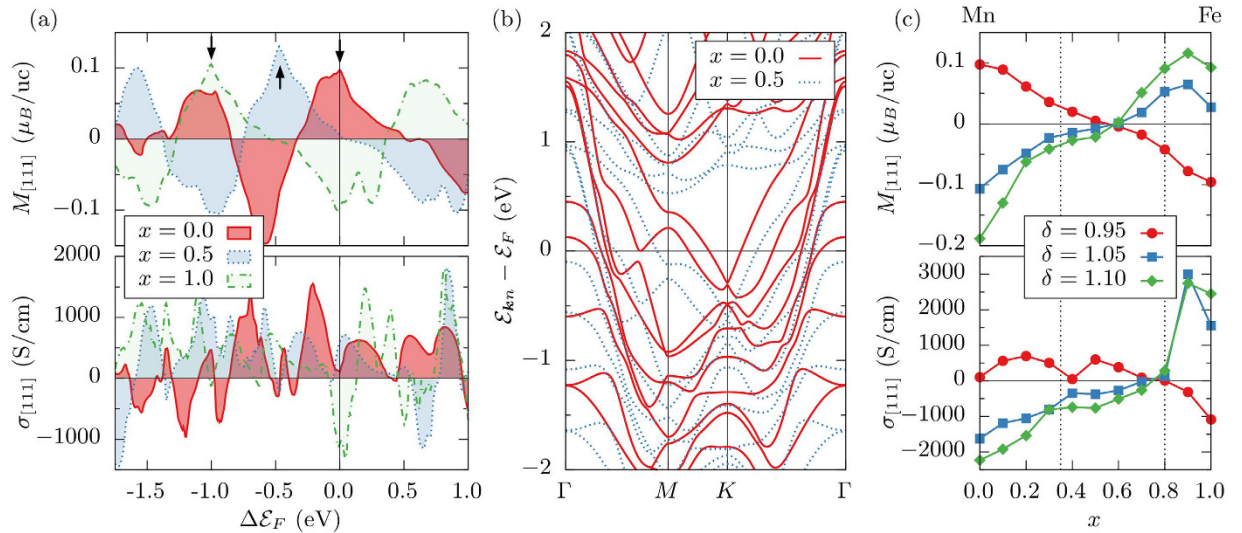


Figure 2. Influence of strain and composition ratio. (a) The only nonvanishing component of orbital magnetization (OM) and anomalous Hall conductivity (AHC) at the strain $\delta = 0.95$ as a function of the Fermi energy for the 3Q spin structure and several concentrations x of the $\gamma\text{-Fe}_x\text{Mn}_{1-x}$ alloy. Arrows mark characteristic features, which shift towards lower energies with increasing x . (b) The corresponding electronic band structures for $x = 0.0$ and $x = 0.5$ exhibit strong similarities due to the close nature of Fe and Mn. (c) The only nonvanishing component of OM and AHC at the actual Fermi energy as a function of the concentration x for the 3Q spin structure and various strains δ . Dotted vertical lines bound the experimentally confirmed region of the 3Q state. In all cases (a–c) spin-orbit coupling was not included in the calculations, and the unit cell (uc) is the magnetic unit cell of four atoms.

confirmed region of the 3Q state in $\gamma\text{-Fe}_x\text{Mn}_{1-x}$ (see dashed lines in Fig. 2c). Such strong anomalous Hall effect in a spin-compensated material is remarkable, and we motivate experimental studies aimed at its detection. We checked that the influence of spin-orbit coupling on the values of OM and AHC, as presented in Fig. 2c, is negligible. This promotes the noncoplanarity of the underlying spin texture as driving mechanism for these phenomena in the bulk antiferromagnet $\gamma\text{-FeMn}$.

We show in Fig. 3b the reciprocal-space distribution of the orbital moment and the Berry curvature of the occupied states for the 3Q state of the pure Mn system with $\delta = 0.95$ in the (111) plane including the Γ point. Both quantities reveal pronounced sharp features associated with the Fermi surface lines (cf. Fig. 2b), and reflect the six-fold rotational symmetry associated with the (111) plane of the distorted lattice. While singular large negative contributions to the OM forming a circle around the Γ point are due to the group of parabolic bands which cross the Fermi level close to Γ along the paths ΓM and ΓK in Fig. 2b, the overall positive OM in this case is determined by large areas of the Brillouin zone providing small positive contributions. In analogy to the case of the energy dependence discussed before, the Berry curvature generally reveals a richer and more complex distribution in reciprocal space as compared to the orbital moment.

Finally, we explicitly scrutinize the effect of the antiferromagnetic spin distribution in real space on orbital magnetism and anomalous Hall effect. We do this by varying the polar angle θ which defines the details of the spin texture (cf. Fig. 1), while keeping the other characteristic angle φ fixed to the value of 45° , as in the calculations reported above. Tuning the parameter θ effectively allows us to control the value of the scalar spin chirality κ between three neighbouring spins according to the following relation:

$$\kappa(\theta) \propto \cos \theta \sin^2 \theta. \quad (1)$$

Apparently, $\kappa(\theta)$ is zero for the cases of $\theta = 0^\circ$ (also known as the 1Q state) and $\theta = 90^\circ$ (known as the 2Q state), and it becomes maximal for half of the tetrahedral angle (i.e., $\theta \approx 54.7^\circ$) in the 3Q structure as indicated by the thin dotted line in Fig. 3a. In the latter figure also the dependence of the [111] component of both OM and AHC on the polar angle θ for the pure Mn system with $\delta = 0.95$ is shown. Reaching its maximum of about $0.1 \mu_B$ per unit cell for the 3Q structure, the θ -dependence of the OM falls almost perfectly onto the $\kappa(\theta)$ curve. The small deviations between the two quantities are the consequence of changes in the fine details of the electronic structure of the system as θ is varied. The nice agreement between the OM and κ in $\gamma\text{-FeMn}$ is a clear indication that in this class of compounds the OM is directly proportional to the emergent magnetic field as given by the scalar spin chirality, with the constant of proportionality playing the role of a *topological orbital susceptibility*. On the other hand, the dependence of the AHC on the polar angle θ is more complex and cannot be directly related to the simple angular dependence of $\kappa(\theta)$ but originates rather in higher-order terms. As a result, in contrast to the OM, the value of the AHC exhibits a local minimum for the 3Q spin texture. To prove that the origin of both OM and AHC lies purely in the real-space distribution of spins, we perform calculations including the effect of spin-orbit coupling. We find that the OM values hardly change upon taking the

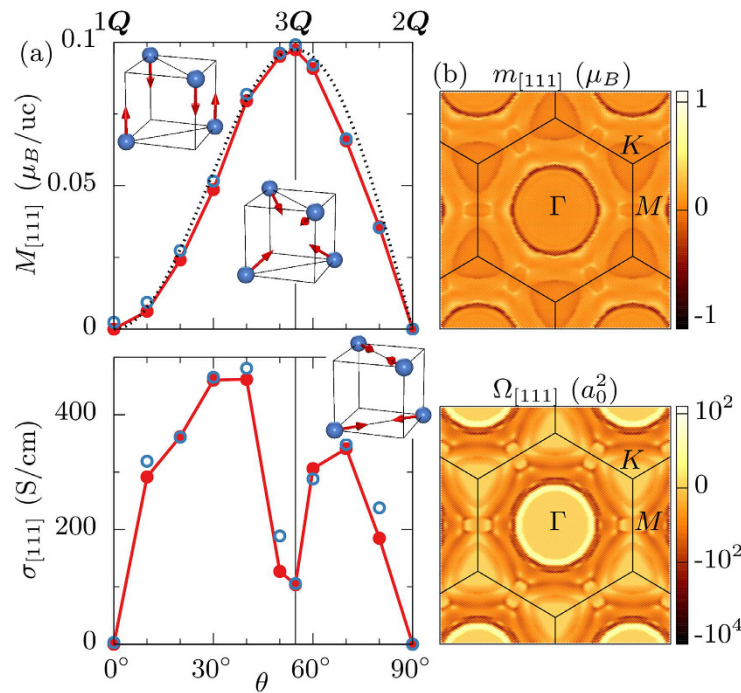


Figure 3. Influence of spin texture. (a) The [111] component of orbital magnetization and anomalous Hall conductivity as a function of the polar angle θ , which characterizes the antiferromagnetic spin texture, for the strain $\delta = 0.95$ and the concentration $x = 0.0$. Spin-orbit coupling was additionally taken into account for the open blue data points. The dotted black line denotes the angular dependence of the spin chirality, Eq. (1), and the insets present the multiple-Q structures at $\theta = 0^\circ$, 54.7° , and 90° . The unit cell (uc) is the magnetic unit cell containing four atoms. (b) Reciprocal-space distribution of the orbital moment $m_{[111]}$ and the Berry curvature $\Omega_{[111]}$ for the 3Q state in absence of spin-orbit coupling. Note the logarithmic color scale in case of the Berry curvature.

spin-orbit interaction into account, and likewise the corresponding changes in the AHC driven by the modification of the electronic structure due to spin-orbit interaction are insignificant, see Fig. 3a.

Discussion

Our results clearly demonstrate that the noncoplanar bulk antiferromagnet γ -FeMn is a prototypical *topological orbital ferromagnet* (TOF). The emergent magnetic field associated with the scalar spin chirality of the 3Q state completely replaces the spin-orbit coupling as lifting mechanism of the orbital moment quenching. In TOFs of the type discussed here, nonzero charge and orbital currents are the consequence of the spin chirality in the distorted crystal leading to purely topological contributions to orbital magnetism and anomalous Hall effect. We further expect noncoplanar magnets to exhibit analogously a *topological spin Hall effect* (see also ref. 44) stemming solely from the nontrivial topology of the spin texture, without any reference to spin-orbit coupling.

In a wider context, as compared to the spin of electrons, the orbital degrees of freedom offer higher flexibility regarding their internal structure and the size of orbital moments, rendering them versatile operational building blocks in the field of *orbitronics*. In this respect, TOFs as a new class of materials occupy a special place since their nontrivial orbital magnetism is a direct consequence of complex spin arrangement. This means that the properties of TOFs can be directly tuned by altering the latter spin distribution, e.g., via electric-field-induced spin torques⁴⁵ or by modifying the strength of the spin-spin interactions. Our calculations also clearly indicate that both magnitude and sign of the TOM in TOFs can be controlled efficiently by means of proper electronic-structure engineering through application of strain and variation of the concentration in alloys. The magnitude of $0.1 \mu_B$ per unit cell in the studied γ -FeMn can be enhanced even further by considering thin films with noncollinear spin textures¹⁸.

While the topological Hall effect relates to higher-order terms in κ , the connection between the finite TOM and the scalar spin chirality as driving force is particularly intimate as apparent from Fig. 3a. Therefore, we speculate that an inverse effect should be observable in terms of an increased magnetostructural coupling in noncoplanar antiferromagnets^{46,47}. That is, we claim that the systems of the type discussed here will experience a pronounced *topological orbital magnetostriction* due to the interaction of the TOM with an applied external magnetic field, leading to changes in the crystallographic structure as a result of maximizing the energy gain due to this interaction. In particular, owing to the opposite sign of the TOM with respect to tensile or compressive strain along [111] direction in γ -FeMn, it would be possible to expand or compress the crystal along the [111] axis by changing the orientation of an applied magnetic field along this axis.

Methods

Using the full-potential linearized augmented plane-wave code FLEUR⁴⁸, we performed self-consistent density functional theory calculations of the electronic structure of disordered γ -FeMn alloys within the virtual crystal approximation (VCA) by adapting the nuclear numbers under conservation of charge neutrality. Applying the VCA to this type of disordered systems is well-suited as it avoids any spurious crystallinity-induced effects related to periodic arrangements of Fe and Mn atoms. Furthermore, in contrast to the anomalous Hall effect⁴⁹, a coherent description of orbital magnetism in the presence of disorder has not been developed so far. Exchange and correlation effects were treated in the generalized-gradient approximation of the PBE functional⁵⁰. We have chosen a muffin-tin radius of $2.29a_0$ and the lattice constant of the undistorted fcc lattice was $6.86a_0$. When we applied strain to expand or contract the lattice along the [111] direction, according deformations of the transverse crystal directions were taken into account employing the Poisson's ratio $\nu = 0.27$. The plane-wave cutoff was $3.8a_0^{-1}$ and the Brillouin zone was sampled using an equidistant $12 \times 12 \times 12$ -mesh of k points. The magnitude of the local spin moments amounts to about $2\mu_B$ depending on both the applied strain and the fixed spin structure that we imposed in our calculations.

To unambiguously compute the OM, we applied a recently developed Berry phase theory⁴⁻⁷ expressing the OM as a genuine bulk property of the ground-state wave functions:

$$M = \frac{e}{2\hbar} \text{Im} \int [dk] \langle \partial_k u_{kn} | \times (H_k + \mathcal{E}_{kn} - 2\mathcal{E}_F) | \partial_k u_{kn} \rangle, \quad (2)$$

where \mathbf{k} is the crystal momentum, $[dk]$ stands for $\sum_n^{\text{occ}} d\mathbf{k}/(2\pi)^3$ with the summation restricted to all occupied bands n below the Fermi energy \mathcal{E}_F , $|u_{kn}\rangle$ is an eigenstate of the lattice-periodic Hamiltonian $H_k = e^{-ik\cdot r} H e^{ik\cdot r}$ to the band energy \mathcal{E}_{kn} , and $e > 0$ is the elementary positive charge. Within this framework, the AHC can be expressed as

$$\sigma = -\frac{e^2}{\hbar} \text{Im} \int [dk] \langle \partial_k u_{kn} | \times | \partial_k u_{kn} \rangle. \quad (3)$$

Both orbital moment \mathbf{m} and Berry curvature $\mathbf{\Omega}$ in reciprocal space as displayed in Fig. 3b were obtained from the relations $\mathbf{M} = \int \mathbf{m}(\mathbf{k}) [d\mathbf{k}]$ and $\sigma = e^2/\hbar \int \mathbf{\Omega}(\mathbf{k}) [d\mathbf{k}]$, respectively.

The Brillouin zone integration in Eqs (2) and (3) can be performed efficiently through Wannier interpolation⁵¹⁻⁵³. Based on an $8 \times 8 \times 8$ \mathbf{k} -mesh, we constructed 72 maximally-localized Wannier functions out of 102 energy bands^{54,55} with the frozen window extending up to about 5 eV above the Fermi energy. Finally, convergence of OM and AHC was achieved using interpolation meshes of $128 \times 128 \times 128$ and $256 \times 256 \times 256$ \mathbf{k} -points, respectively.

References

- Thole, B. T., Carra, P., Sette, F. & van der Laan, G. X-ray circular dichroism as a probe of orbital magnetization. *Phys. Rev. Lett.* **68**, 1943 (1992).
- Carra, P., Thole, B. T., Altarelli, M. & Wang, X. X-ray circular dichroism and local magnetic fields. *Phys. Rev. Lett.* **70**, 694 (1993).
- Chen, C. T. *et al.* Experimental confirmation of the x-ray magnetic circular dichroism sum rules for iron and cobalt. *Phys. Rev. Lett.* **75**, 152 (1995).
- Thonhauser, T., Ceresoli, D., Vanderbilt, D. & Resta, R. Orbital magnetization in periodic insulators. *Phys. Rev. Lett.* **95**, 137205 (2005).
- Ceresoli, D., Thonhauser, T., Vanderbilt, D. & Resta, R. Orbital magnetization in crystalline solids: Multi-band insulators, Chern insulators, and metals. *Phys. Rev. B* **74**, 024408 (2006).
- Xiao, D., Shi, J. & Niu, Q. Berry phase correction to electron density of states in solids. *Phys. Rev. Lett.* **95**, 137204 (2005).
- Shi, J., Vignale, G., Xiao, D. & Niu, Q. Quantum theory of orbital magnetization and its generalization to interacting systems. *Phys. Rev. Lett.* **99**, 197202 (2007).
- Xiao, D., Yao, Y., Fang, Z. & Niu, Q. Berry-Phase Effect in Anomalous Thermoelectric Transport. *Phys. Rev. Lett.* **97**, 026603 (2006).
- Murakami, S. Quantum spin Hall effect and enhanced magnetic response by spin-orbit coupling. *Phys. Rev. Lett.* **97**, 236805 (2006).
- Xiao, D., Yao, W. & Niu, Q. Valley-contrasting physics in graphene: magnetic moment and topological transport. *Phys. Rev. Lett.* **99**, 236809 (2007).
- Wang, Z. & Zhang, P. Orbital magnetization and its effects in spin-chiral ferromagnetic kagomé lattice. *Phys. Rev. B* **76**, 064406 (2007).
- Malashevich, A., Souza, I., Coh, S. & Vanderbilt, D. Theory of orbital magnetoelectric response. *New J. Phys.* **12**, 053032 (2010).
- Essin, A. M., Moore, J. E. & Vanderbilt, D. Magnetoelectric Polarizability and Axion Electrodynamics in Crystalline Insulators. *Phys. Rev. Lett.* **102**, 146805 (2009).
- Essin, A. M., Turner, A. M., Moore, J. E. & Vanderbilt, D. Orbital magnetoelectric coupling in band insulators. *Phys. Rev. B* **81**, 205104 (2010).
- Moriya, T. Anisotropic superexchange interaction and weak ferromagnetism. *Phys. Rev.* **120**, 91 (1960).
- Shindou, R. & Nagaosa, N. Orbital ferromagnetism and anomalous Hall effect in antiferromagnets on the distorted fcc lattice. *Phys. Rev. Lett.* **87**, 116801 (2001).
- Hoffmann, M. *et al.* Topological orbital magnetization and emergent Hall effect of an atomic-scale spin lattice at a surface. *Phys. Rev. B* **92**, 020401(R) (2015).
- Hanke, J.-P. *et al.* Role of Berry phase theory for describing orbital magnetism: From magnetic heterostructures to topological orbital ferromagnets. *Phys. Rev. B* **94**, 121114(R) (2016).
- Bruno, P., Dugaev, V. K. & Taillefer, M. Topological Hall effect and Berry phase in magnetic nanostructures. *Phys. Rev. Lett.* **93**, 096806 (2004).
- Neubauer, A. *et al.* Topological Hall effect in the A phase of MnSi. *Phys. Rev. Lett.* **102**, 186602 (2009).
- Kanazawa, N. *et al.* Large topological Hall effect in a short-period helimagnet MnGe. *Phys. Rev. Lett.* **106**, 156603 (2011).
- Huang, S. X. & Chien, C. L. Extended skyrmion phase in epitaxial FeGe (111) thin films. *Phys. Rev. Lett.* **108**, 267201 (2012).
- Franz, C. *et al.* Real-space and Reciprocal-space Berry Phases in the Hall effect of $\text{Mn}_{1-x}\text{Fe}_x\text{Si}$. *Phys. Rev. Lett.* **112**, 186601 (2014).

24. Gayles, J. *et al.* Dzyaloshinskii-Moriya Interaction and Hall effects in the Skyrmion Phase of $Mn_{1-x}Fe_xGe$. *Phys. Rev. Lett.* **115**, 036602 (2015).
25. Dias, M. d. S., Bouaziz, J., Bouhassoune, M., Blügel, S. & Lounis, S. Chirality-driven orbital magnetic moments as a new probe for topological magnetic structures. *Nat. Commun.* **7**, 13613, doi: 10.1038/ncomms13613 (2016).
26. Taguchi, Y., Oohara, Y., Yoshizawa, H., Nagaosa, N. & Tokura, Y. Spin chirality, Berry phase, and anomalous Hall effect in a frustrated ferromagnet. *Science* **291**, 2573–2576 (2001).
27. Brown, P. J., Forsyth, J. B., Nunez, V. & Tasset, F. The low-temperature antiferromagnetic structure of Mn_5Si_3 revised in the light of neutron polarimetry. *J. Phys.: Condens. Matter* **4**, 10025 (1992).
28. Sürgers, C., Fischer, G., Winkel, P. & Löhneysen, H. v. Large topological Hall effect in the non-collinear phase of an antiferromagnet. *Nat. Commun.* **5**, 3400 (2014).
29. Sürgers, C., Kittler, W., Wolf, T. & Löhneysen, H. v. Anomalous Hall effect in the noncollinear antiferromagnet Mn_5Si_3 . *AIP Adv.* **6** (2016).
30. Bak, P. Two dimensionally modulated magnetic structure of neodymium, commensurate commensurate transitions in CeSb, and the devils staircase. *J. Appl. Phys.* **50**, 1970–1974 (1979).
31. Forgan, F. M. The magnetic structure of neodymium below 20 k: a first-principles mean field theory for two-dimensionally modulated spin patterns in an antiferromagnet. *Journal of Physics F: Metal Physics* **12**, 779 (1982).
32. McEwen, K. A. & Walker, M. B. Free-energy analysis of the single- q and double- q magnetic structures of neodymium. *Phys. Rev. B* **34**, 1781–1783 (1986).
33. Forgan, E. M., Gibbons, E. P., McEwen, K. A. & Fort, D. Observation of a Quadruple- q Magnetic Structure in Neodymium. *Phys. Rev. Lett.* **62**, 470–473 (1989).
34. Bertaut, E., Fruchart, D., Bouchaud, J. & Fruchart, R. Diffraction neutronique de Mn_3GaN . *Solid State Commun.* **6**, 251–256 (1968).
35. Gomonay, O. Berry-phase effects and electronic dynamics in a noncollinear antiferromagnetic texture. *Phys. Rev. B* **91**, 144421 (2015).
36. Chen, H., Niu, Q. & MacDonald, A. H. Anomalous Hall Effect Arising from Noncollinear Antiferromagnetism. *Phys. Rev. Lett.* **112**, 017205 (2014).
37. Kübler, J. & Felser, C. Non-collinear antiferromagnets and the anomalous Hall effect. *Europhys. Lett.* **108**, 67001 (2014).
38. Kouvel, J. & Kasper, J. Long-range antiferromagnetism in disordered Fe-Ni-Mn alloys. *J. Phys. Chem. Solids* **24**, 529–536 (1963).
39. Endoh, Y. & Ishikawa, Y. Antiferromagnetism of γ Iron Manganese Alloys. *J. Phys. Soc. Jpn.* **30**, 1614–1627 (1971).
40. Kübler, J., Höck, K. H., Sticht, J. & Williams, A. R. Density functional theory of non-collinear magnetism. *Journal of Physics F: Metal Physics* **18**, 469 (1988).
41. Schulthess, T. C., Butler, W. H., Stocks, G. M., Maat, S. & Mankey, G. J. Noncollinear magnetism in substitutionally disordered face-centered-cubic FeMn. *J. Appl. Phys.* **85**, 4842–4844 (1999).
42. Sakuma, A. First-Principles Study on the Non-Collinear Magnetic Structures of Disordered Alloys. *J. Phys. Soc. Jpn.* **69**, 3072–3083 (2000).
43. In the case of γ -FeMn with simple cubic unit cell containing four atoms as shown in Fig. 1, the corresponding wave vectors are $Q_1 = (2\pi/a, 0, 0)$, $Q_2 = (0, 2\pi/a, 0)$, and $Q_3 = (0, 0, 2\pi/a)$, where a is the lattice constant.
44. Kang, Y., Chang, Y. S., He, W., Cai, J. W. & Kang, S. S. Strong modification of intrinsic spin Hall effect in FeMn with antiferromagnetic order formation. *RSC Adv.* **6**, 93491–93495 (2016).
45. Wadley, P. *et al.* Electrical switching of an antiferromagnet. *Science* **351**, 587–590 (2016).
46. Peng, W. Y. & Zhang, J. H. Magnetostriction studies in an antiferromagnetic polycrystalline $Mn_{42}Fe_{58}$ alloy. *Appl. Phys. Lett.* **89** (2006).
47. He, A., Ma, T., Zhang, J., Luo, W. & Yan, M. Antiferromagnetic $Mn_{50}Fe_{50}$ wire with large magnetostriction. *J. Magn. Magn. Mater.* **321**, 3778–3781 (2009).
48. See <http://www.flapw.de>.
49. Lowitzer, S., Ködderitzsch, D. & Ebert, H. Coherent Description of the Intrinsic and Extrinsic Anomalous Hall Effect in Disordered Alloys on an Ab Initio Level. *Phys. Rev. Lett.* **105**, 266604 (2010).
50. Perdew, J. P., Burke, K. & Ernzerhof, M. Generalized Gradient Approximation Made Simple. *Phys. Rev. Lett.* **77**, 3865–3868 (1996).
51. Wang, X., Yates, J. R., Souza, I. & Vanderbilt, D. Ab initio calculation of the anomalous Hall conductivity by Wannier interpolation. *Phys. Rev. B* **74**, 195118 (2006).
52. Yates, J. R., Wang, X., Vanderbilt, D. & Souza, I. Spectral and Fermi surface properties from Wannier interpolation. *Phys. Rev. B* **75**, 195121 (2007).
53. Lopez, M. G., Vanderbilt, D., Thonhauser, T. & Souza, I. Wannier-based calculation of the orbital magnetization in crystals. *Phys. Rev. B* **85**, 014435 (2012).
54. Mostofi, A. A. *et al.* An updated version of wannier90: A tool for obtaining maximally-localised Wannier functions. *Comput. Phys. Commun.* **185**, 2309–2310 (2014).
55. Freimuth, F., Mokrousov, Y., Wortmann, D., Heinze, S. & Blügel, S. Maximally localized Wannier functions within the FLAPW formalism. *Phys. Rev. B* **78**, 035120 (2008).

Acknowledgements

We gratefully acknowledge computing time on the supercomputers JUQUEEN and JURECA at Jülich Supercomputing Center as well as at the JARA-HPC cluster of RWTH Aachen, and funding under SPP 1538 of Deutsche Forschungsgemeinschaft (DFG) as well as funding from the European Unions Horizon 2020 research and innovation programme under grant agreement number 665095 (FET-Open project MAGicSky).

Author Contributions

J.-P.H. performed the first-principles calculations and analysed the results. J.-P.H. and Y.M. wrote the manuscript. J.-P.H., F.F., S.B., and Y.M. discussed the results and reviewed the manuscript.

Additional Information

Competing financial interests: The authors declare no competing financial interests.

How to cite this article: Hanke, J.-P. *et al.* Prototypical topological orbital ferromagnet γ -FeMn. *Sci. Rep.* **7**, 41078; doi: 10.1038/srep41078 (2017).

Publisher's note: Springer Nature remains neutral with regard to jurisdictional claims in published maps and institutional affiliations.



This work is licensed under a Creative Commons Attribution 4.0 International License. The images or other third party material in this article are included in the article's Creative Commons license, unless indicated otherwise in the credit line; if the material is not included under the Creative Commons license, users will need to obtain permission from the license holder to reproduce the material. To view a copy of this license, visit <http://creativecommons.org/licenses/by/4.0/>

© The Author(s) 2017