

SCIENTIFIC REPORTS



OPEN

Corrigendum: A comprehensive strategy for the analysis of acoustic compressibility and optical deformability on single cells

Tie Yang, Francesca Bragheri, Giovanni Nava, Ilaria Chiodi, Chiara Mondello, Roberto Osellame, Kirstine Berg-Sørensen, Ilaria Cristiani & Paolo Minzioni

Scientific Reports 6:23946; doi: 10.1038/srep23946; published online 04 April 2016; updated 19 January 2017

This Article contains errors. In Figure 3c, the y-axis ‘Acoustic compressibility (10^{-10}Pa^{-1})’ is incorrectly given as ‘Acoustic compressibility (TPa^{-1})’. The correct Figure 3c appears below as Figure 1.

The legend of Figure 3 contains errors.

‘Cellular acoustic compressibility versus cell size: MCF7 and MDA show a very similar cell size, $17.3 \pm 1.0 \mu\text{m}$, but different acoustic compressibility, $3.8 \pm 0.3 \text{TPa}^{-1}$ for MCF7 and $4.3 \pm 0.2 \text{TPa}^{-1}$ for MDA.’

should read:

‘Cellular acoustic compressibility versus cell size: MCF7 and MDA show a very similar cell size, $17.3 \pm 1.0 \mu\text{m}$, but different acoustic compressibility, $3.8 \pm 0.3 \cdot 10^{-10} \text{Pa}^{-1}$ for MCF7 and $4.3 \pm 0.2 \cdot 10^{-10} \text{Pa}^{-1}$ for MDA.’

In Figure 5, the y-axis ‘Acoustic compressibility (10^{-10}Pa^{-1})’ is incorrectly given as ‘Acoustic compressibility (TPa^{-1})’. The correct Figure 5 appears below as Figure 2. The figure legend is correct.

In the Results section under the subheading ‘Determination of cellular acoustic compressibility and optical deformability on the same cell’,

“The results obtained here indicate that if one uses an OD threshold-value of $\approx 11\%$, the cell identification based on OD introduces an error of 25%; while this error drops to 12% by using AC (threshold $\approx 4.07 \text{TPa}^{-1}$).”

should read:

“The results obtained here indicate that if one uses an OD threshold-value of $\approx 11\%$, the cell identification based on OD introduces an error of 25%; while this error drops to 12% by using AC (threshold $\approx 4.07 \cdot 10^{-10} \text{Pa}^{-1}$).”

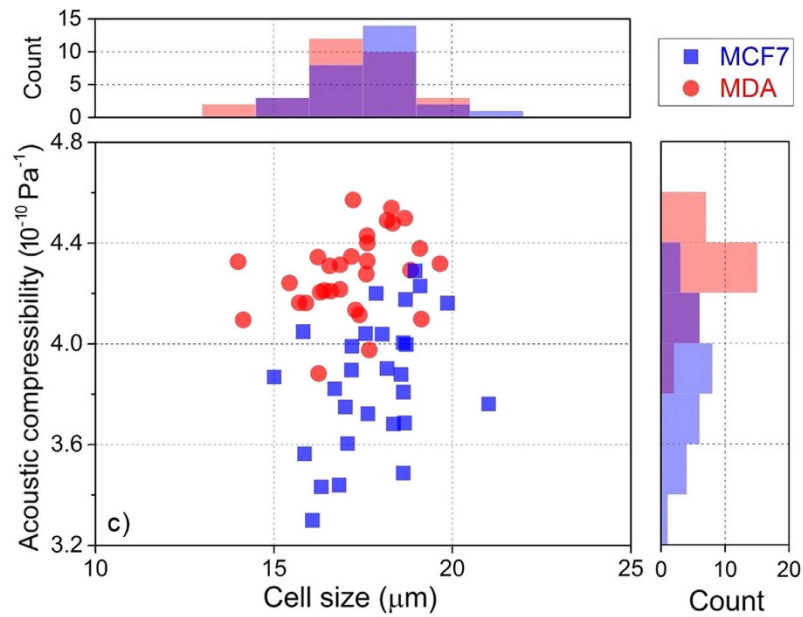


Figure 1.

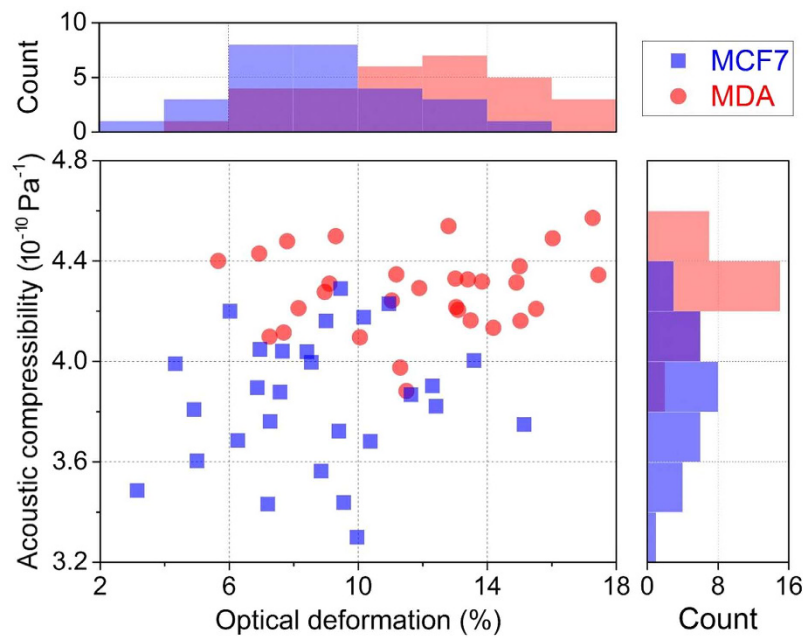



Figure 2.

 This work is licensed under a Creative Commons Attribution 4.0 International License. The images or other third party material in this article are included in the article's Creative Commons license, unless indicated otherwise in the credit line; if the material is not included under the Creative Commons license, users will need to obtain permission from the license holder to reproduce the material. To view a copy of this license, visit <http://creativecommons.org/licenses/by/4.0/>

© The Author(s) 2017