

SCIENTIFIC REPORTS



OPEN

Controllably releasing long-lived quantum memory for photonic polarization qubit into multiple spatially-separate photonic channels

Received: 06 July 2016
Accepted: 02 September 2016
Published: 26 September 2016

Lirong Chen, Zhongxiao Xu, Weiqing Zeng, Yafei Wen, Shujing Li & Hai Wang

We report an experiment in which long-lived quantum memories for photonic polarization qubits (PPQs) are controllably released into any one of multiple spatially-separate channels. The PPQs are implemented with an arbitrarily-polarized coherent signal light pulses at the single-photon level and are stored in cold atoms by means of electromagnetic-induced-transparency scheme. Reading laser pulses propagating along the direction at a small angle relative to quantum axis are applied to release the stored PPQs into an output channel. By changing the propagating directions of the read laser beam, we controllably release the retrieved PPQs into 7 different photonic output channels, respectively. At a storage time of $\delta t = 5 \mu s$, the least quantum-process fidelity in 7 different output channels is ~89%. At one of the output channels, the measured maximum quantum-process fidelity for the PPQs is 94.2% at storage time of $\delta t = 0.85 ms$. At storage time of 6 ms, the quantum-process fidelity is still beyond the bound of 78% to violate the Bell's inequality. The demonstrated controllable release of the stored PPQs may extend the capabilities of the quantum information storage technique.

Quantum networks (QNs), comprising of many quantum nodes and quantum channels, provide a crucial platform to perform scalable quantum information processing^{1,2}. Quantum nodes are used for processing and storing quantum information (qubits). Quantum memory is an essential ingredient for long distance quantum key distribution³ and quantum secure direct communication⁴⁻⁸, entanglement distribution and teleportation⁹⁻¹². Quantum channels are used for transporting quantum information between different nodes¹. Flying photon qubits are good carriers of quantum information since they travel fast and weakly interact with environment^{1,2}. Cold atomic ensembles are promising matter nodes^{1,2} since long-lived and/or efficient quantum memories for single photon or photon qubits can be achieved via spontaneous Raman scattering¹³⁻¹⁶, dynamic electromagnetic-induced-transparency (EIT)^{17,18}. Besides requiring the capacity to store quantum information in QN nodes with long lifetime and high efficiency, routing the retrieved photon qubits from an atomic memory into one of many output channels is also needed. For example, in some quantum information protocols such as quantum repeater with multiplexed memories^{19,20} and scalable quantum computing with atomic ensembles²¹, the stored photons in atomic ensembles are required to be released into a desired quantum channel according to the outcome of a measurement^{19,20}. By introducing optical switches into QNs, one can route the retrieved photons into different spatially-separate photonic channels. However, the introduction of these optical switches will result in additional optical losses and also disturb the quantum states of the single photons. To avoid these shortcomings, one can integrate the function of optical switches into quantum memory. In the past decades, quantum node with the ability to route single photons into a desired channel have been theoretically proposed and experimentally demonstrated in various physical systems such as cavity-QED system²², circuit QED system²³, opto-mechanical system²⁴, waveguide-emitter system²⁵⁻²⁸, and pure linear optical system²⁹ and so on³⁰. For EIT-based light storage or slow-light systems, two- or three-channel optical routers of signal light fields have been realized by applying

The State Key Laboratory of Quantum Optics and Quantum Optics Devices, Collaborative Innovation Center of Extreme Optics, Institute of Opto-Electronics, Shanxi University, Taiyuan, 030006, People's Republic of China. Correspondence and requests for materials should be addressed to H.W. (email: wanghai@sxu.edu.cn)

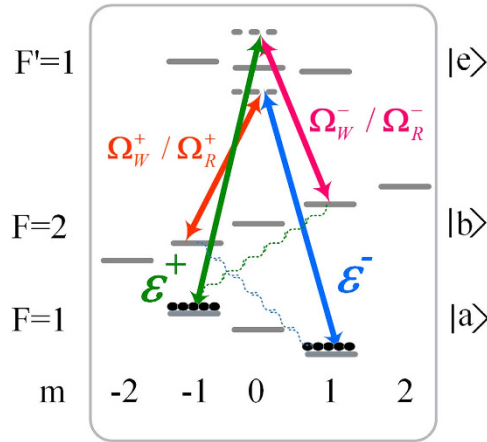


Figure 1. Three-level Λ -type EIT system for the storage of the signal fields in a moderate magnetic field ($B_0 = 12.5$ G). ϵ^+ and ϵ^- denote right-circularly and left-circularly polarized components of the signal light field, respectively. Ω_W^+ / Ω_R^+ and Ω_W^- / Ω_R^- denote right-circularly and left-circularly components of the linearly polarized writing/reading light fields, respectively.

control light beams propagating along different directions^{31,32} or switching on reading light beams operating on different wavelengths³³. Recently, in a gradient-echo memory system, spatially addressable readout and erasure of an image has been experimentally demonstrated³⁴. However, since the input light signals in these experiments^{30–34} are intensive pulses, the quantum feature of these optical routers have not been characterized.

Here, we demonstrate an experiment in which the readouts of quantum memories for photonic polarization qubits (PPQs) can be routed into any one of multiple spatially-separate photonic channels. The PPQs are implemented with an arbitrarily-polarized coherent light (input signal) pulses at the single-photon level and co-propagate with a writing light beam through the cold atomic ensemble along x-axis. By means of EIT-based optical storage scheme^{35–37}, i.e., turning off a writing beam, we store the input PPQs as spin waves (SWs) in the cold atoms. For obtaining long-lived memories for PPQs, we apply a bias magnetic field along x-axis to lift degenerate Zeeman sub-levels and then remove fast dephasing coming from magnetic-field-sensitive SWs out of the memories. Reading-beam light pulses propagating along a direction at a small angle respect to the quantum axis defined by the magnetic field are applied to release the stored PPQs into an output channel. By changing the read-beam propagating directions, we release the stored PPQ into 7 different output channels, respectively. At one of the output channels the measured maximum quantum-process fidelity for the retrieved single-photon polarization states is 94.2% for storage time of $\delta t = 0.85$ ms. At storage time of 6 ms, the quantum-process fidelity is $\sim 80\%$, which is still beyond the threshold for the violation of the Bell inequality.

Experimental setup

The involved levels of ^{87}Rb atoms is shown in Fig. 1, where $|a\rangle = |5^2S_{1/2}, F = 1\rangle$, $|b\rangle = |5^2S_{1/2}, F = 2\rangle$ and $|e\rangle = |5^2P_{1/2}, F' = 1\rangle$. The frequencies of the input light signal and write/read coupling optical fields are tuned to the $|a\rangle \leftrightarrow |e\rangle$ and $|b\rangle \leftrightarrow |e\rangle$ transitions, respectively, the frequency difference between them equals to $\Delta\omega = \omega_{be} - \omega_{ae}$, which is consistent with the resonance of the two-photon $|a\rangle \leftrightarrow |b\rangle$ transition. PPQs are implemented with an arbitrarily-polarized coherent light (input signal) field $\hat{\epsilon}_{in}(t)$ at single-photon level. The signal light field $\hat{\epsilon}_{in}(t)$ is expressed by:

$$\hat{\epsilon}_{in}(t) = c_1|R\rangle + c_2|L\rangle, \tag{1}$$

where $|R\rangle$ and $|L\rangle$ denote right-circularly (σ^+) and left-circularly (σ^-) polarized components, respectively, c_1 and c_2 are their amplitudes with $|c_1|^2 + |c_2|^2 = 1$. The write (read) optical field is vertical polarization and then can be viewed as the superposition of σ^+ - and σ^- - polarized components Ω_W^+ (Ω_R^+) and Ω_W^- (Ω_R^-). The quantum axis is determined by applying a magnetic field B_0 along x-axis. The atoms are initially prepared into Zeeman sublevels $|a_{m_a=-1}\rangle$ or $|a_{m_a=1}\rangle$ with equal population (m represents the magnetic quantum number) by optical pumping. By means of dynamic EIT process, i.e., turning off the write laser beam, we can store right-circular and left-circular polarization components of the PPQ as two distinct SWs. Under the condition of a weak bias magnetic field, both SWs include magnetic-field-sensitive and magnetic-field-insensitive SW components and thus storage lifetime is very short due to the fast decay of the magnetic-field-sensitive SWs. In order to eliminate the bad influences of the magnetic-field-sensitive SWs, we follow the storage scheme demonstrated in ref. 17, i.e., imposing a magnetic field of $B_0 = 12.5$ G on a cold-atom ensemble to lift degenerate Zeeman sub-levels [as show in Fig. 1]. In this case, the magnetic-field-sensitive SW components are eliminated from EIT storage systems and the PPQ can be only mapped on two magnetic-field-insensitive SWs $|\psi^\pm\rangle$, respectively. The magnetic-field-insensitive SWs $|\psi^\pm\rangle$ are associated with the coherences $|m_a = \pm 1\rangle \leftrightarrow |m_b = \mp 1\rangle$, which can be expressed as:

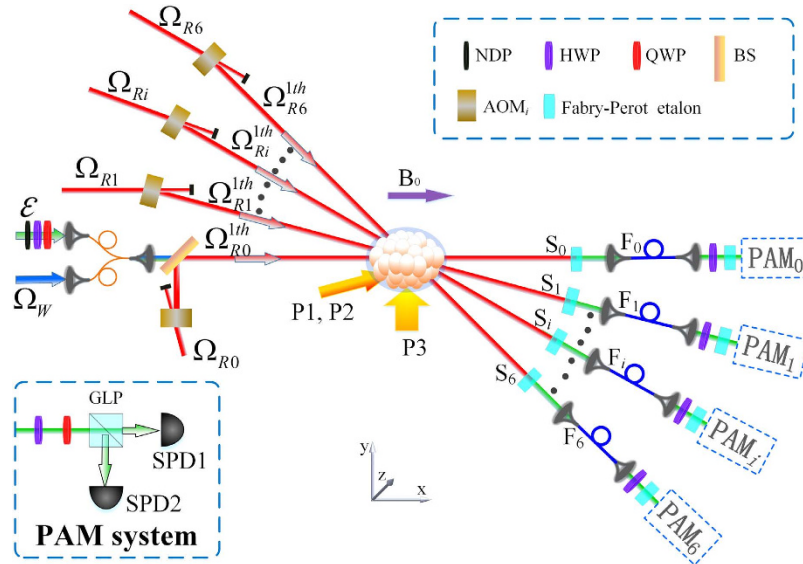


Figure 2. Experimental setup. P1 and P2: right-circularly and left-circularly polarized pump laser beam, respectively; P3: linearly polarized pump laser beam; ε : signal light beam; Ω_W : writing light beam; $\Omega_{R0}^{1th}, \Omega_{R1}^{1th}, \Omega_{R2}^{1th}, \Omega_{R3}^{1th}, \Omega_{R4}^{1th}, \Omega_{R5}^{1th}, \Omega_{R6}^{1th}$: 1-th order diffractions of the reading beams $\Omega_{R0}, \Omega_{R1}, \Omega_{R2}, \Omega_{R3}, \Omega_{R4}, \Omega_{R5}, \Omega_{R6}$, which propagate along the directions at the angles of $\theta = 0^\circ, \theta = 0.4^\circ, \theta = 0.8^\circ, \theta = 2^\circ, \theta = 3^\circ, \theta = 4^\circ,$ and $\theta = 5^\circ$, respectively; NDP: neutral density filters; FBS: fiber-beam-splitter; BS: polarization-insensitive beam splitter; AOM: acousto-optic modulator. F : single-mode optical fiber. GLP: the Glan-laser polarizer; PAM system: polarization analyzing and measuring (PAM) system, SPD: single-photon detector.

$$\begin{aligned}
 |\psi^+\rangle &= \sqrt{\frac{2F_a + 1}{N}} \sum_{j=1}^{N_m} |a_1^{m_a=-1}\rangle \dots |b_j^{m_b=1}\rangle \dots |a_{N_{m_a}}^{m_a=-1}\rangle e^{-\vec{k}_A \cdot \vec{r}_j} \quad \text{and} \\
 |\psi^-\rangle &= \sqrt{\frac{2F_a + 1}{N}} \sum_{j=1}^{N_m} |a_1^{m_a=1}\rangle \dots |b_j^{m_b=-1}\rangle \dots |a_{N_{m_a}}^{m_a=1}\rangle e^{-\vec{k}_A \cdot \vec{r}_j},
 \end{aligned}
 \tag{2}$$

respectively, where $\vec{k}_A = \vec{k}_S - \vec{k}_W$ is wave-vector of the two SWs $|\psi^\pm\rangle$, \vec{k}_S and \vec{k}_W are the wave-vectors of the signal and write fields, respectively. To reduce the decoherence due to atomic random motion¹³, we align the input signal and write laser beams collinearly to propagate through the cold atom ensemble along x-axis, thus, $\vec{k}_S = \frac{\omega_{ae}}{c} \vec{e}_x$, $\vec{k}_W = \frac{\omega_{be}}{c} \vec{e}_x$, and the wavelength of SWs reach their maximal value $\lambda_a = c/\vec{k}_A$, where \vec{e}_x is the unit vector along x-axis.

After a storage time δt , we apply a reading light pulse to convert the two stored SWs into flying PPQ. As shown in Fig. 2, a reading light field Ω_{Ri} propagates along the direction at a small angle of θ relative to x-axis, its wave-vector is written as: $\vec{k}_R(\theta) = \frac{\omega_{be}}{c} \cos \theta \vec{e}_x + \frac{\omega_{be}}{c} \sin \theta \vec{e}_y$, \vec{e}_y is the unit vector along y-axis. The wave-vector of the retrieved signal photons $\vec{k}_{RS}(\theta')$ can be calculated according to the phase matching condition $\vec{k}_W - \vec{k}_S = \vec{k}_R(\theta) - \vec{k}_{RS}(\theta')$ ³⁸, which is:

$$\vec{k}_{RS}(\theta') = \frac{\omega_{ae}}{c} \cos \theta' \vec{e}_x + \frac{\omega_{ae}}{c} \sin \theta' \vec{e}_y,
 \tag{3}$$

where the angle $\theta' = \arctg \frac{\sin \theta}{(\omega_{ae} - \omega_{be})/\omega_{be} + \cos \theta}$. For ⁸⁷Rb atomic system, we can calculate $(\omega_{ae} - \omega_{be})/\omega_{be} \approx 10^{-5}$. So, for the case of $\theta \ll 5^\circ$, we have $\cos \theta \gg 10^{-5}$, thus $\theta' \approx \theta$, which means that the retrieved signal photons approximately propagate along the same direction as that of the reading beam and then we can effectively collect the retrieved signal photons along the reading-beam direction. Based on this fact, we can release the stored PPQ into a desired output port by selecting an appropriate reading-beam propagating direction around x-axis.

The experimental setup is shown in Fig. 2. The atomic ensemble is a cigar-shaped cloud of cold ⁸⁷Rb atoms which is provided by a two-dimension (2D) magneto-optical trap (MOT). The size of the cold atom ensemble is about 4 mm × 4 mm × 7.5 mm. A 794.8-nm grating-feedback diode laser is used as sources of laser beams, which passes through two high-frequency AOMs. The two outputs from the AOMs obtain a frequency difference of $\Delta\omega = \omega_{be} - \omega_{ae} = 6.834683$ GHz and are used as the write/read coupling and input signal laser beams, respectively. We combine the input signal and write laser beams with a fiber beam splitter (FBS), which has a 95% (5%) transmission for the signal (writing) beam. Before arriving FBS, the signal light beam passes through neutral density filters, a $\lambda/4$ plate (QWP) and a $\lambda/2$ plate (HWP). The neutral density filters are used to reduce the intensity of the coherent signal light pulse. By adjusting QWP and HWP, we can obtain an on-demand polarization state of the signal field. After the FBS, the signal and write light beams collinearly propagate through the cold atoms along

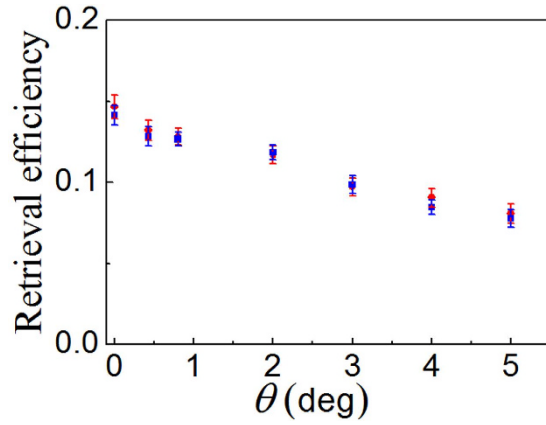


Figure 3. Measured retrieval efficiency of the signal light field versus the angle θ for a storage time of $\delta t = 5 \mu\text{s}$. The red-circle and blue-square dots are the experimental data of the σ^+ - and σ^- - polarized input signal light, respectively.

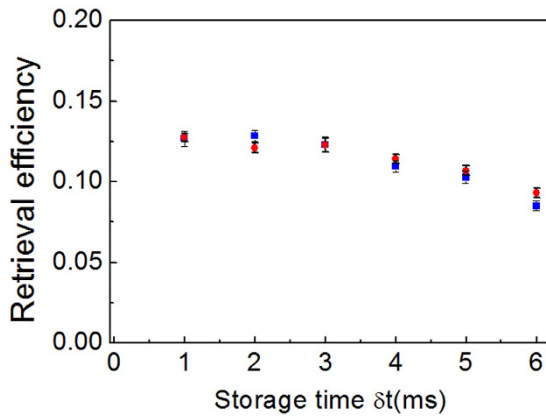


Figure 4. Measured dependence of retrieval efficiency on the storage time δt for $\theta = 0.8^\circ$. Red circular and blue square points are the measured results for the σ^+ - and σ^- -polarized input signal light field, respectively. The black solid curve is the fit to the measured data based on the formula $R_{\theta=0.8^\circ}(t) = R_{\theta=0.8^\circ}(0)\exp(-t/\tau)$ with $R_{\theta=0.8^\circ}(0) = 12.7\%$, yielding a memory lifetime of $\tau = 2.9$ ms.

x-direction. The σ^- - polarized pumping laser P1 and σ^+ - polarized pumping laser P2 collinearly propagate through the atoms with a deviation angle $\sim 2^\circ$ from x-direction, which drive the transitions $|5^2S_{1/2}, F = 2, m\rangle \leftrightarrow |5^2P_{1/2}, F' = 2, m - 1\rangle$ and $|5^2S_{1/2}, F = 2, m\rangle \leftrightarrow |5^2P_{1/2}, F' = 1, m + 1\rangle$, respectively. The π -polarization pumping laser P3 propagates through the atoms along y-direction, which drives the transition $|5S_{1/2}, F = 1, m = 0\rangle \leftrightarrow |5^2P_{3/2}, F' = 0, m = 0\rangle$. Due to optical pumping by the three pumping lasers, most of the atoms will be prepared into the Zeeman sublevels $|a, m = \pm 1\rangle$ with an equal probability. The spot sizes (powers) of the P1, P2 and P3 laser beams in the center of cold atoms are ~ 7 mm (~ 10 mW), ~ 7 mm (~ 10 mW), 20 mm (~ 4 mW), respectively. We use several reading beams ($\Omega_{R0} \dots \Omega_{Ri} \dots \Omega_{R6}$) which respectively propagate along different directions to retrieve the stored PPQ. The switch-on of each reading beam Ω_{Ri} is controlled by an acousto-optic modulator (AOM_i) and the first-order output Ω_{Ri}^{1th} of the reading beam Ω_{Ri} from AOM_i is directed into the spatial mode (channel) S_i with the angle θ_i relative to the x-axis. The power of each reading beam is 15 mW, whose spot size is ~ 4 mm. When the reading beam light pulse Ω_{Ri}^{1th} illuminates the atoms, the stored SWs are converted into the retrieved signal photons, which goes into the channel S_i and then is collected by a single-mode optical fiber F_i . Before the optical fiber F_i , a Fabry-Perot (FP) etalon is placed in the path to block the reading beam into the optical fiber F_i . After the fiber F_i , we utilize a HWP to compensate the phase difference between the retrieved right-circularly-polarized and left-circularly-polarized photons. Passing through the HWP, the retrieved photons passes through 4 FP etalons and then are sent to a polarization-measurement-and-analysis setup for observing polarization fidelity of the signal photon. The 5-FP-etalon transmission is 58% for the signal light and $\sim 10^{-13}$ for the writing/reading light.

The experiments of storages and retrievals of the signal light field are carried out in a cyclic fashion with a repetition frequency of 20 Hz. In each cycle, the ^{87}Rb atoms are trapped into the magneto-optical trap (MOT) for 42 ms. After which, we start to apply the bias magnetic field B_0 , whose value reaches 12.5 G during a time interval of 0.3 ms. Then pumping light beams P1, P2, P3 and the write light beam with a power of 2.5 mW are switched on.

Angle	$\theta = 0^\circ$ (S_0 mode)	$\theta = 0.4^\circ$ (S_1 mode)	$\theta = 0.8^\circ$ (S_2 mode)	$\theta = 2^\circ$ (S_3 mode)	$\theta = 3^\circ$ (S_4 mode)	$\theta = 4^\circ$ (S_5 mode)	$\theta = 5^\circ$ (S_6 mode)
F_{process} (%)	90.2 ± 2.6	90.3 ± 1	91.4 ± 1.4	90.6 ± 2.3	91 ± 2	89.1 ± 1.8	89.5 ± 2.4

Table 1. Quantum process fidelities F_{process} for different angles θ at a storage time of $\delta t = 5 \mu\text{s}$. The error bars represent ± 1 standard deviation, which are obtained from Poissonian detection statistic with Monte Carlo simulation.

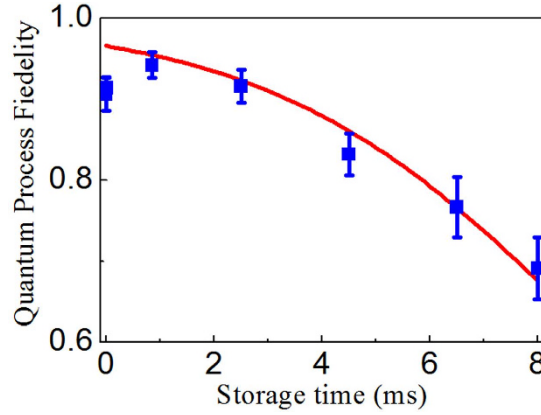


Figure 5. Measured time dependence of quantum process fidelity for $\theta = 0.8^\circ$. The red solid curve is the fitting to the data based on the Eq. [3] in ref. 17. The errors represent ± 1 standard deviation, which are obtained from Poissonian detection statistic with Monte Carlo simulation.

After a 5- μs optical pumping, half the atoms is prepared in the state $|a_{m=1}\rangle$ and half in the state $|a_{m=-1}\rangle$. The measured optical depth of the $|a\rangle \leftrightarrow |e\rangle$ transition is ~ 10 . At the initial time, i.e., $\delta t = 0 \mu\text{s}$, the signal light pulses (PPQs) with a 100-ns duration length are sent out and transferred into the SWs in the cold-atom ensemble by turning off the write laser beam. After a delay time t , we transferred the stored SWs back into photon pulses by turning on the read beam Ω_{Ri}^{th} ($i = 0, 1, \dots, 6$).

Results

First, we measure the retrieval efficiencies of the σ^\pm - polarized components of the signal light field versus the angle θ for a storage time of $\delta t = 5 \mu\text{s}$. The measurements are carried out when the signal-beam input peak power is $25 \mu\text{W}$ and the retrieved signal pulses are detected by photodiode detectors. The red-circle and blue-square dots in Fig. 3 are the measured results of the σ^+ - polarized and σ^- - polarized components of the signal light field, respectively. At $\theta = 0^\circ$, the retrieval efficiency reach to its maximum value $R_{\theta=0^\circ}(0) = 14\%$. With increasing in the angle θ , the retrieval efficiency R_θ decreases. For $\theta = 5^\circ$, the retrieval efficiency $R_{\theta=5^\circ}(0)$ reduces to $\sim 8\%$. We attribute such reduction to spatial-mode imperfect overlap (walk-off) between the stored SWs and the single-mode fiber F_p , which increases as the angle θ increases.

Next, we measure the time dependence of the retrieval efficiencies of the signal light fields at a fixed angle of $\theta = 0.8^\circ$. The red circle and blue square dots in Fig. 4 are the measured results of the right-circularly and left-circularly polarized signal light fields, respectively, and the black solid curve is the fit to the measured data based on the formula $R_\theta(t) = R_{\theta=0.8^\circ}(0)e^{-t/\tau}$ with $R_{\theta=0.8^\circ}(0) = 12.7\%$, which yield a storage lifetime of ~ 2.9 ms. Such lifetime is longer than that (1.5 ms) in the previous work¹⁷. The main reason is that the magnetic-field gradient of ~ 35 mG in the previous work is reduced to 5 mG/cm in the presented work¹⁷.

Subsequently, we measure the polarization fidelities of the retrieved PPQ for several different angles θ . By using the neutral-density filters, we attenuated the signal light pulse into the single-photon level (i.e., the average photon number $\bar{n} = 1$)¹⁷. The total detection efficiency is $\eta_d = 23\%$, which includes coupling efficiency of the single-mode fiber (80%), total transmission for the 5 Fabry-Perot etalons (58%), the efficiency of multi-mode fiber coupling to single-photon detectors SPD1 or SPD2 (97%) and the quantum efficiency of the single-photon detectors SPD1 and SPD2 (50%).

The quality of storage and retrieval of PPQs may be judged by quantum process matrix χ , which can be obtained according to the relation^{39,40}:

$$\rho_{\text{out}} = \sum_{m,n=0}^3 \chi_{mn} \sigma_m \rho_{\text{in}} \sigma_n^\dagger \quad (4)$$

where σ_i are Pauli operators, ρ_{in} and ρ_{out} are the density matrixes of the input signal photons and retrieved signal photons, respectively. We follow the measurement method described in ref. 17 to obtain the density matrix ρ_{out} . Based on the obtained density matrix ρ_{out} , we reconstruct the matrix χ and then obtain quantum-process fidelity

F_{Process} according to the definition $F_{\text{process}} = \text{Tr} \left(\sqrt{\sqrt{\chi} \chi^{\text{ideal}} \sqrt{\chi}} \right)^2$ with $\chi_{0,0}^{\text{ideal}} = 1^{39}$. At a storage time of $\delta t = 5 \mu\text{s}$, we measure the quantum-process fidelities F_{Process} for several different angles θ , the results are listed in Table 1, which show that they are not less than 89%. At $\theta = 0.8^\circ$, we measure the dependence of the quantum-process fidelity (QPF) F_{Process} on storage time δt , which is plotted in Fig. 5 (square dots). From the Fig. 5, one can see that the measured QPF decrease with storage time. At a storage time of $\delta t = 6 \text{ ms}$, the measured value of QPF is still beyond 78%, which is consistent with that (4.5 ms) obtained in ref. 17, showing that the routing of the stored PPQs doesn't shorten the coherent time for preserving PPQ.

Discussion

In summary, we have demonstrated an experiment in which the long-lived quantum memories for photonic polarization qubits (PPQs) can be controllably routed into multiple spatially-separate photonic output channels, respectively. The measured quantum process fidelity of the retrieved PPQ for each of the channels is more than 89%. For a storage time of 6 ms, the measured process fidelity of the retrieved PPQs is still higher than the 78% bound to violate the Bell's inequality⁴¹. The retrieval efficiency for a zero storage time is 14%, which can be further improved by either increasing the optical depth of the cold atoms^{18,42} or coupling the atoms into an optical cavity^{16,43}. Base on the scheme that the stored PPQs can be controllably routed into different spatial channels without reducing their storage lifetime and retrieval efficiency in a small angle ($\theta \leq 1^\circ$), one can build efficient quantum memory elements capable of routing retrieved photon qubits and then can find applications in quantum information processing based on quantum internet.

References

- Kimble, H. J. The quantum internet. *Nature* **453**, 1023–1030 (2008).
- Sangouard, N., Simon, C., Riedmatten, H. de & Gisin, N. Quantum repeaters based on atomic ensembles and linear optics. *Rev. Mod. Phys.* **83**, 33–80 (2011).
- Briegleb, H.-J., Dür, W., Cirac, J. I. & Zoller, P. Quantum Repeaters: The Role of Imperfect Local Operations in Quantum Communication. *Phys. Rev. Lett.* **81**, 5932–5935 (1998).
- Long, G. L. & Liu, X. S. Theoretically efficient high-capacity quantum-key-distribution scheme. *Phys. Rev. A* **65**, 032302 (2002).
- Hu, J. Y. *et al.* Experimental quantum secure direct communication with single photons. *Light: Science & Applications* **5**, e16144, doi: 16110.11038/lsa.12016.16144 (2016).
- Zheng, C. & Long, G. F. Quantum secure direct dialogue using Einstein-Podolsky-Rosen pairs. *Science China Physics, Mechanics & Astronomy* **57**, 1238–1243 (2014).
- Ye, T. Y. Fault-tolerant authenticated quantum dialogue using logical Bell states. *Quantum Information Processing* **14**, 3499–3514 (2015).
- Zou, X. F. & Qiu, D. W. Three-step semiquantum secure direct communication protocol. *Science China Physics, Mechanics & Astronomy* **57**, 1696–1702 (2014).
- Jing, J. & Wu, L. A. Overview of Quantum Memory Protection and Adiabaticity Induction by Fast-Signal Control. *Science Bulletin* **60**, 328–335 (2015).
- Qi, B. & Guo, L. The modelling of quantum control systems. *Science Bulletin* **60**, 1493–1508 (2015).
- Heilmann, R., Gräfe, M., Nolte, S. & Szameit, A. A novel integrated quantum circuit for high-order W-state generation and its highly precise characterization. *Science Bulletin* **60**, 96–100 (2015).
- Li, T. c. & Yin, Z. Q. Quantum superposition, entanglement, and state teleportation of a microorganism on an electromechanical oscillator. *Science Bulletin* **61**, 163–171 (2016).
- Zhao, B. *et al.* A millisecond quantum memory for scalable quantum networks. *Nat. Phys.* **5**, 95–99 (2008).
- Zhao, R. *et al.* Long-lived quantum memory. *Nat. Phys.* **5**, 100–104 (2008).
- Bao, X. H. *et al.* Efficient and long-lived quantum memory with cold atoms inside a ring cavity. *Nat. Phys.* **8**, 517–521 (2012).
- Yang, S. J. *et al.* Highly retrievable spin-wave-photon entanglement source. *Phys. Rev. Lett.* **114**, 210501 (2015).
- Xu, Z. X. *et al.* Long lifetime and high-fidelity quantum memory of photonic polarization qubit by lifting zeeman degeneracy. *Phys. Rev. Lett.* **111**, 240503 (2013).
- Zhou, S. Y. *et al.* Optimal storage and retrieval of single-photon waveforms. *Opt. Express* **20**, 24124–24131 (2012).
- Collins, O. A., Jenkins, S. D., Kuzmich, A. & Kennedy, T. A. Multiplexed memory-insensitive quantum repeaters. *Phys. Rev. Lett.* **98**, 060502 (2007).
- Bussi eres, F. *et al.* Prospective applications of optical quantum memories. *J. Mod. Opt.* **60**, 1519–1530 (2013).
- Barrett, S. D., Rohde, P. P. & Stace, T. M. Scalable quantum computing with atomic ensembles. *New J. Phys.* **12**, 093032 (2010).
- Aoki, T. *et al.* Efficient routing of single photons by one atom and a microtoroidal cavity. *Phys. Rev. Lett.* **102**, 083601 (2009).
- Hoi, I. C. *et al.* Demonstration of a single-photon router in the microwave regime. *Phys. Rev. Lett.* **107**, 073601 (2011).
- Agarwal, G. S. & Huang, S. M. Optomechanical systems as single-photon routers. *Phys. Rev. A* **85**, 021801 (2012).
- Zhou, L., Yang, L. P., Li, Y. & Sun, C. P. Quantum routing of single photons with a cyclic three-level system. *Phys. Rev. Lett.* **111**, 103604 (2013).
- Yan, W. B. & Fan, H. Single-photon quantum router with multiple output ports. *Sci. Rep.* **4**, 4820 (2014).
- Xia, K. Y. & Twamley, J. All-Optical Switching and Router via the Direct Quantum Control of Coupling between Cavity Modes. *Phys. Rev. X* **3**, 031013 (2013).
- Lu, J., Zhou, L., Kuang, L. M. & Nori, F. Single-photon router: Coherent control of multichannel scattering for single photons with quantum interferences. *Phys. Rev. A* **89**, 013805 (2014).
- Ma, X. S., Zotter, S., Kofler, J., Jennewein, T. & Zeilinger, A. Experimental generation of single photons via active multiplexing. *Phys. Rev. A* **83**, 043814 (2011).
- Hall, M. A., Altepeter, J. B. & Kumar, P. Ultrafast switching of photonic entanglement. *Phys. Rev. Lett.* **106**, 053901 (2011).
- Wang, H. H. *et al.* Three-channel all-optical routing in a $\text{Pr}^{3+}:\text{Y}_2\text{SiO}_5$ crystal. *Opt. Express* **17**, 12197–12202 (2009).
- Ham, B. S. Observations of delayed all-optical routing in a slow-light regime. *Phys. Rev. A* **78**, 011808(R) (2008).
- Wang, B. *et al.* Controlled release of stored optical pulses in an atomic ensemble into two separate photonic channels. *Phys. Rev. A* **72**, 043801 (2005).
- Clark, J. B., Glorieux, Q. & Lett, P. D. Spatially addressable readout and erasure of an image in a gradient echo memory. *New J. Phys.* **15**, 035005 (2013).
- Fleischhauer, M. & Lukin, M. D. Dark-State Polaritons in Electromagnetically Induced Transparency. *Phys. Rev. Lett.* **84**, 5094 (2000).
- Liu, C., Dutton, Z., Behroozi, C. H. & Hau, L. V. Observation of coherent optical information storage in an atomic medium using halted light pulses. *Nature* **409**, 490–493 (2001).

37. Phillips, D. F., Fleischhauer, A., Mair, A., Walsworth, R. L. & Lukin, M. D. Storage of light in atomic vapor. *Phys. Rev. Lett.* **86**, 783–786 (2001).
38. Surmacz, K. *et al.* Efficient spatially resolved multimode quantum memory. *Phys. Rev. A* **78**, 033806 (2008).
39. O'Brien, J. L. *et al.* Quantum process tomography of a controlled-NOT gate. *Phys. Rev. Lett.* **93**, 080502 (2004).
40. Specht, H. P. *et al.* A single-atom quantum memory. *Nature* **473**, 190–193 (2011).
41. Aspelmeyer, M. *et al.* Long-Distance Free-Space Distribution of Quantum Entanglement. *Science* **301**, 621–624 (2003).
42. Cho, Y. W. *et al.* Highly efficient optical quantum memory with long coherence time in cold atoms. *Optica* **3**, 100–107 (2016).
43. Afzelius, M. & Simon, C. Impedance-matched cavity quantum memory. *Phys. Rev. A* **82**, 022310 (2010).

Acknowledgements

We acknowledge funding support from Key Project of the Ministry of Science and Technology of China (2016YFA0301402), the National Natural Science Foundation of China (No. 60821004, 11274211, 10874106), the Program for Sanjin Scholars of Shanxi Province of China.

Author Contributions

L.C., W.Z. and Y.W. devised the experimental setup and performed the measurements. L.C. and S.L. performed the data analysis and numerical simulations. H.W. and Z.X. supervised the project. H.W. wrote the manuscript. All authors confirm the advances described in the paper.

Additional Information

Competing financial interests: The authors declare no competing financial interests.

How to cite this article: Chen, L. *et al.* Controllably releasing long-lived quantum memory for photonic polarization qubit into multiple spatially-separate photonic channels. *Sci. Rep.* **6**, 33959; doi: 10.1038/srep33959 (2016).



This work is licensed under a Creative Commons Attribution 4.0 International License. The images or other third party material in this article are included in the article's Creative Commons license, unless indicated otherwise in the credit line; if the material is not included under the Creative Commons license, users will need to obtain permission from the license holder to reproduce the material. To view a copy of this license, visit <http://creativecommons.org/licenses/by/4.0/>

© The Author(s) 2016