



OPEN

High fidelity quantum state transfer in electromechanical systems with intermediate coupling

SUBJECT AREAS:

QUANTUM
INFORMATION

SUPERCONDUCTING DEVICES

Jian Zhou^{1,2}, Yong Hu^{3,4}, Zhang-qi Yin⁵, Z. D. Wang³, Shi-Liang Zhu⁶ & Zheng-Yuan Xue^{1,3}

Received

15 May 2014

Accepted

12 August 2014

Published

29 August 2014

Correspondence and requests for materials should be addressed to S.-L.Z. (slzhunju@163.com) or Z.-Y.X. (zyxue@scnu.edu.cn)

¹Laboratory of Quantum Engineering and Quantum Materials, and School of Physics and Telecommunication Engineering, South China Normal University, Guangzhou 510006, China, ²Anhui Xinhua University, Hefei, 230088, China, ³Department of Physics and Center of Theoretical and Computational Physics, The University of Hong Kong, Pokfulam Road, Hong Kong, China, ⁴School of Physics, Huazhong University of Science and Technology, Wuhan 430074, China, ⁵Center for Quantum Information, Institute for Interdisciplinary Information Sciences, Tsinghua University, Beijing 100084, China, ⁶National Laboratory of Solid State Microstructure and Department of Physics, Nanjing University, Nanjing 210093, China.

Hybrid quantum systems usually consist of two or more subsystems, which may take the advantages of the different systems. Recently, the hybrid system consisting of circuit electromechanical subsystems have attracted great attention due to its advanced fabrication and scalable integrated photonic circuit techniques. Here, we propose a scheme for high fidelity quantum state transfer between a superconducting qubit and a nitrogen-vacancy center in diamond, which are coupled to a superconducting transmission-line resonator with coupling strength g_1 and a nanomechanical resonator with coupling strength g_2 , respectively. Meanwhile, the two resonators are parametrically coupled with coupling strength J . The system dynamics, including the decoherence effects, is numerical investigated. It is found that both the small ($J \ll \{g_1, g_2\}$) and large ($J \gg \{g_1, g_2\}$) coupling regimes of this hybrid system can not support high fidelity quantum state transfer before significant technique advances. However, in the intermediate coupling regime ($J \sim g_1 \sim g_2$), in contrast to a conventional wisdom, high fidelity quantum information transfer can be implemented, providing a promising route towards high fidelity quantum state transfer in similar coupled resonators systems.

A rapid processor and reliable memory are indispensable components for building quantum computers. Recent progress in mesoscopic objects, e.g., superconducting qubits, shows that this kind of artificial systems can couple strongly to electromagnetic field and enable fast quantum logic gates¹. However, they possess relatively short coherence time. On the other hand, microscopic systems, e.g., nitrogen-vacancy (NV) centers in diamond², naturally have rather long coherence time. Therefore, it is attractive to combine the two types of systems by employing their hybrid architecture³. In order to take the advantages of both, quantum state transfer (QST) between the two sides is crucial. To this end, some strategies have been proposed with hybrid systems^{4–10}, where a superconducting qubit acts as a processing unit and the other ones serve as memory units.

There are generally two kinds of hybridity: coupling the two elements via a quantum bus⁷ or directly⁸. First, a superconducting qubit can be coherently coupled to an ensemble of NV centers in a diamond via a superconducting transmission-line resonator, which acts as a quantum bus^{6,7}. However, the NV center ensemble usually has relatively much shorter coherence time comparing with single NV center and the coupling of single NV center to the transmission-line resonator is too weak to be usable, usually under 0.1 kHz⁷. Meanwhile, a superconducting flux qubit can be directly coupled to an NV center with a coupling strength on the order of 10 kHz^{8–10}. But, such schemes are difficult to extend to couple long distance qubits as the superconducting qubit can not be too large. Therefore, to be potentially extended to quantum networks¹¹, many QST schemes have been investigated in systems consisting of two coupled resonators^{12–21}. Typically, an NV center and a superconducting qubit can be coupled to a nanomechanical resonator^{22–24} and a transmission-line resonator¹, respectively. On the other hand, the two different resonators can be parametrically coupled to form an electromechanical architecture²⁵. With rapid experimental progress^{25–28}, this typical system can have many potential applications for hybrid quantum information processing^{16–18} and entanglement^{29–31}.

In this paper, we propose a scheme to realize high fidelity QST between a superconducting qubit and an NV center, which provides the possibility of storing a state of a superconducting qubit into the spin-based quantum



memory via the electromechanical system. Previous works in similar coupled resonator systems, such as Refs. 17–21, were mainly focusing on the large inter-resonator coupling regime (we will specify different regimes later), where analytical result can be obtained²¹. However, after taking the decoherence effects into consideration, we investigate the QST dynamics numerically and find that both the small and large coupling regimes of this system can not support high fidelity QST with current technology. The main result of present work is the comprehensive study of QST in the intermediate coupling regime, which is lacking in previous studies^{17–21}. Our motivation also relies on the fact that the intermediate coupling regime can be realized more easily as it requires smaller inter-resonator coupling comparing with large coupling regime, and thus our result is useful and can be tested in a near future experiment. Interestingly, the main finding here is that fast and high fidelity QST is possible in the intermediate coupling regime, even better than that of the large coupling regime. The physics behind this surprising result is that the decoherence has less effect in the intermediate coupling regime since the time of QST is shorter than that of both the small and large coupling regimes. Therefore, our result provides a promising route towards high fidelity QST in similar systems with coupled resonators.

Results

The hybrid system. The hybrid system consists of a superconducting qubit (NV center) coupled to a transmission-line (nanomechanical) resonator and the two resonators are parametrically coupled. Our final goal is to transfer the quantum state of a superconducting qubit, the processor, to the NV center, the quantum memory, via the two coupled resonators. Since the QST process interchanges the information between the two subsystems, the main results we obtained in the following should also be valid for the reverse transfer, i.e., transfer the state of the NV center to the superconducting qubit. For convenience, hereafter, the subscript 1(2) stands for the superconducting qubit (NV center) and $a(b)$ for the transmission-line (nanomechanical) resonator, respectively. A superconducting qubit can be treated as a two-level system and the transmission-line resonator can be modeled as a single Bosonic mode^{32,33}: $H_a = \omega_a a^\dagger a$, where we assume $\hbar = 1$ hereafter, ω_a and a (a^\dagger) are the mode frequency and the annihilation (creation) operator of the resonator, respectively. The superconducting qubit can be capacitively coupled to the transmission-line resonator and the interaction Hamiltonian can be written as^{32,33}

$$H_{a,1} = g_1 (\sigma_1^- a^\dagger + \sigma_1^+ a), \quad (1)$$

where $\sigma^\pm = (\sigma^x \pm i\sigma^y)/2$ are the raising/lowering operators of the superconducting qubit and the coupling strength g_1 can be tuned by an external magnetic flux of the qubit loop^{32,33}.

Meanwhile, the ground state of a negatively charged NV center is spin triplet $m_s = 0$ and $m_s = \pm 1$, and there is a zero-field splitting between them due to spin-spin interaction. The two states $|\pm 1\rangle$ are coupled to the $|0\rangle$ state by different polarized driven fields with the same detuning $\Delta > 0$ and strength Ω ³⁴. In a frame rotating with the driven frequencies, the Hamiltonian of the NV center can be written as

$$H_{\text{NVC}} = \sum_{i=\pm 1} \left[\Delta |i\rangle \langle i| + \frac{1}{2} \Omega (|0\rangle \langle i| + |i\rangle \langle 0|) \right],$$

which couples $|0\rangle$ to the bright state $|b\rangle = (|-1\rangle + |1\rangle)/\sqrt{2}$, while leaves the dark state $|d\rangle = (|-1\rangle - |1\rangle)/\sqrt{2}$ uncoupled. The eigenstates of the NV center are $|d\rangle$, $|m\rangle = \cos \vartheta |0\rangle - \sin \vartheta |b\rangle$, and $|e\rangle = \cos \vartheta |b\rangle + \sin \vartheta |0\rangle$ with $\tan(2\vartheta) = \sqrt{2}\Omega/\Delta$ and the corresponding

eigenvalues are labeled as $\omega_{d,m,e}$. The Hamiltonian of a nanomechanical resonator can be written as $H_b = \omega_b b^\dagger b$ with ω_b and b (b^\dagger) being the mode frequency and the annihilation (creation) operator of the nanomechanical resonator, respectively. A magnetic tip is attached to the nanomechanical resonator at a distance $h \sim 25$ nm above a NV center, and thus creates a strong coupling between the two elements. The mechanical resonator can be a doubly clamped beam or a cantilever, and the magnetic tip can be attached at the position of an antinode and the unclamped end, respectively. The superconducting qubit is far away from the tip (comparing with h), and thus feels negligible magnetic field. When $\omega_b = \omega_{dm} = \omega_d - \omega_m$, the interaction between the NV center and the nanomechanical resonator reads²²

$$H_{b,2} = g_2 (b \sigma_2^+ + b^\dagger \sigma_2^-), \quad (2)$$

where $\sigma_2^- = |m\rangle \langle d|$, $\sigma_2^+ = (\sigma_2^-)^\dagger$, and $g_2 (\ll \omega_b)$ is the coupling strength.

Furthermore, we consider a capacitive coupling between the microwave transmission-line and the nanomechanical resonator^{25,28}. The mechanical resonator is driven by an ac voltage, which matches the energy difference between the electrical and mechanical systems, and thus couples the two. Then, an effective linear coupling between the two resonators can be induced, and the effective electromechanical interaction Hamiltonian can be written as

$$H_{a,b} = J (ab^\dagger + a^\dagger b), \quad (3)$$

where the coupling strength J determines the speed of the energy transfer between the two resonators. The nanomechanical resonator here can be a doubly clamped beam²⁸ or a metallic membrane²⁵. However, the direct capacitive coupling strength of the microwave resonator and the mechanical beam is usually very small in typical experiment²⁸. Fortunately, one can replace the coupling capacitor by a superconducting qubit, which can greatly enhance the coupling strength³⁵. Alternatively, one can use a metallic membrane to serve as one of the two parallel metal plates of the coupling capacitor²⁵, where one can readily obtain $J \sim g_2$. In this case, the coupling between the membrane and the NV center can be induced by strain³⁶, where strong coupling can be achieved. Therefore, the total Hamiltonian for the hybrid system is given as

$$H_t = H_{a,1} + H_{b,2} + H_{a,b}. \quad (4)$$

The competition of different couplings of this Hamiltonian will yield three coupling regimes. As J determines the time scale of the systematic dynamics, we will call $J \gg \{g_1, g_2\}$, $J \ll \{g_1, g_2\}$, and $J \sim g_1 \sim g_2$ as large, small, and intermediate (inter-resonator) coupling regime, respectively. In addition, to get coherent dynamics, the coupled systems described in Hamiltonian in Eqs. (1) and (2) need also to be operated in the strong coupling regime.

The quantum state transfer. We now study the QST from a superconducting qubit to a NV center. We consider the zero- and one-excitation subspaces, i.e., spanned by the basis of $\{|0m\rangle_{12}|10\rangle_{ab}, |0m\rangle_{12}|01\rangle_{ab}, |1m\rangle_{12}|00\rangle_{ab}, |0d\rangle_{12}|00\rangle_{ab}\}$. The basis vectors and their corresponding populations are labeled as $|\phi_n\rangle$ and P_n ($n = 1, 2, 3, 4$), respectively. For an initial state $|\psi\rangle_i = |\psi_1\rangle |m\rangle_2 |00\rangle_{ab}$ with $|\psi_1\rangle = \cos \theta |1\rangle_1 + \sin \theta |0\rangle_1$, the goal of the QST is to obtain a final state of $|\psi\rangle_f = |0\rangle_1 (\cos \theta |d\rangle_2 + \sin \theta |m\rangle_2) |00\rangle_{ab}$. Note that $|0\rangle_1 |m\rangle_2 |00\rangle_{ab}$ will not evolve under the act of Hamiltonian (4) and the QST completes when the excitation initially in the superconducting qubit ($P_3 = 1$) transfers to the NV center (P_4). We estimate the performance of our scheme by the conditional fidelity defined by $F = \langle \psi_1 | \rho_a | \psi_1 \rangle$, with ρ_a being the reduced density matrix of the NV center from the final state, under decoherence rates ζ using the Lindblad master equation, see the method section for details.

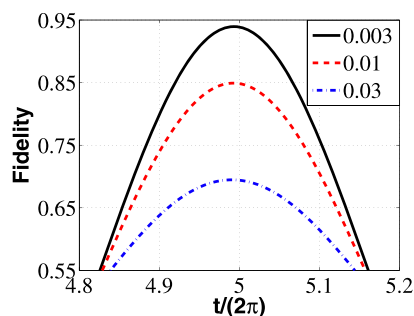


Figure 1 | Fidelity as a function of the reduced time of $t/(2\pi)$ in the small coupling regime with $J = 0.1$ for different ζ , other parameters are $\theta = \pi/4$, $\zeta = 0.001$, and $g_1 = g_2 = 1$.

The small coupling regime. In this regime, the dynamics can be understood as two weak coupled subsystems with each having a Jaynes-Cummings type interaction. The dynamics of the system is characterized by a fast oscillation behavior with frequency $g = g_1 = g_2$ accompanied by a slow oscillation envelope with frequency $J/2$. Choosing $\theta = \pi/4$, the fidelities are plotted in Fig. 1 with different ζ . This transfer is completed at instants $T_w = (2k + 1)\pi/J$ with k being a nonnegative integer. However, the maximum fidelity with $\zeta = 0.03$ is less than 70%. The relatively large infidelity is mainly due to the decoherence effect since the transfer time is very long because of the very small J . To obtain a fidelity about 95%, one needs to reduce the decay rates to $\zeta/10$, which is very challenging. Moreover, it is worth to note that if the symmetric coupling situation $g_1 = g_2$ is not satisfied, the deviation brings detrimental influence to the QST: the population maximum will decrease rapidly with the increase of the deviation denoted by $|g_2 - g_1|/g_2$. Furthermore, the fidelity is too small, which means it is impossible for QST with asymmetric coupling in this regime.

The large coupling regime. In this regime, the system can be considered as two subsystems connected by large photon hopping. The relatively large coupling between the two resonators services as a fast channel to transfer the energy residing in the two qubits. The system dynamics can be characterized by two distinct oscillating frequencies, fast oscillation with frequency J and slow oscillation with frequency²¹ g^2/J . QST can be completed at instants $T_s = (k + 1/2)\pi/J/g^2$ with k being a nonnegative integer. The performance of this regime is better than that of the small coupling regime, as shown in Fig. 2(a). The maximum fidelity of the transfer process is about 75% for present experimental parameter of $\zeta = 0.03$. To obtain a fidelity above 90% and 95%, one needs to reduce the decay of the system to

$\zeta/3$ and $\zeta/10$, respectively. In this regime, as shown in Fig. 2(b), asymmetric coupling strength will introduce little influence, and thus it is more robust against coupling strength deviation than that of the small coupling regime. With the increase (decrease) of g_1 from the symmetric value of 1, the transfer time will be shortened (prolonged) and the fidelity of the QST will be gradually increased (decreased).

The intermediate coupling regime. In the following, we will focus on the QST performance in the intermediate coupling regime, which is the best choice for QST purpose. First, the QST in the small coupling regime needs very long time ($T_w \sim 1/J \gg 1/g$), and thus decoherence will introduce huge errors. Second, the interaction between the resonators is usually weak, or at least is the same order as the qubit-resonator interaction g . Though we may tune g to match the condition of $J \gg g$, i.e., the large coupling regime, the expense is that the effective coupling will be decreased and the time to complete the QST will also be relatively long: $T_s \sim 1/J_{\text{eff}} = J/g^2 \gg 1/g$. This means that the time needed for QST in the two regimes are much longer than their respective time scale of $1/g$, and thus decoherence will cause intolerable influence in both regimes. However, for the intermediate coupling regime $J \sim g$, as the time needed for QST will be $T_i \sim 1/J \sim 1/g$, we expect higher fidelity QST than that in the two other regimes.

For verification purpose, we plot the fidelity of the QST process in Fig. 3(a) with $g_2 = g_1 = 1$, $\zeta = 0.03$, and $0.01 \leq J \leq 3$. It is clear that the fidelity presents regular distribution in the whole region and each red spot corresponds to a maximum. When J increases gradually from 0.01 to 1.2, the red spot moves closer and closer to the vertical axis. When $J \approx 1.2$, the fidelity reaches a maximum value with the shortest QST time. If one continues to increase J towards $J > 1.2$, the red spot moves away from the vertical axis. It means that the time needed for QST will increase gradually and at the same time the fidelity will decrease gradually. Comparing with that in the Fig. 1 and Fig. 2, the QST here completes in a much shorter time (the maximum value of the fidelity here move towards the vertical axis), which leads to the increase of QST efficiency and fidelity. Therefore, our numerical results show that the QST performance in the intermediate regime can be greatly enhanced comparing to that in the other two regimes. In order to have an insight into the detail population changes, we focus on the red spot closest to the vertical axis, the populations for different states are plotted in Fig. 3(b). The amplitude of P_4 reaches the largest magnitude, implying the initial state fully transferred from the superconducting qubit to the NV center. Therefore, $J \sim g$ makes the quantum bus to be a expressway and the excitation can pass through faster and with higher fidelity.

Furthermore, we investigate the influence of asymmetric coupling $g_2 \neq g_1$ to the QST in this regime. Figure 3(c) shows the time-

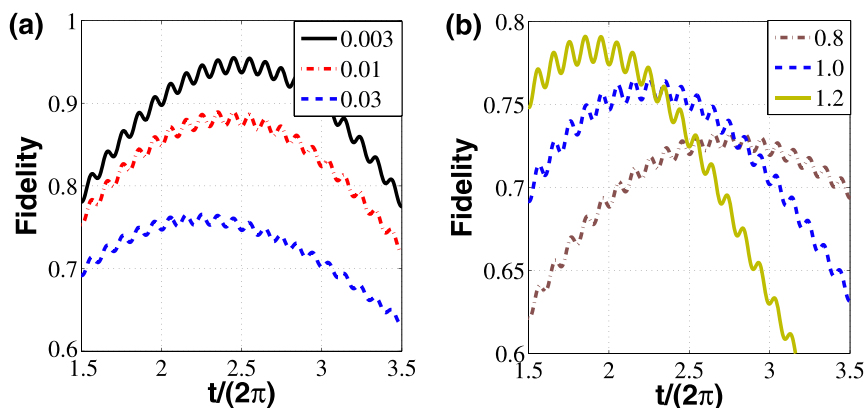


Figure 2 | Fidelity as a function of the reduced time of $t/(2\pi)$ in the large coupling regime with $J = 10$, other parameters are $\theta = \pi/4$ and $\zeta = 0.001$. (a) For $g_1 = g_2 = 1$ with different ζ . (b) For $g_2 = 1$ and $\zeta = 0.03$ with different g_1 .

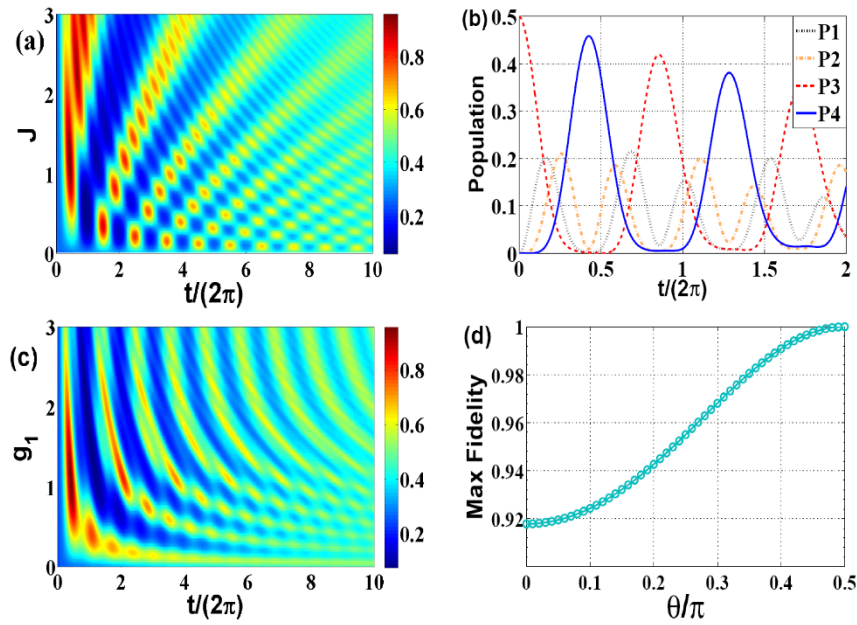


Figure 3 | Fidelity as a function of the reduced time of $t/(2\pi)$ in the intermediate coupling regime with $\xi = 0.03$ and $\zeta = 0.001$. (a). For $\theta = \pi/4$, $g_1 = g_2 = 1$ and $J \in [0.01, 3]$. (b). Time dependent populations with $J = 1.2$ in (a). (c) For $\theta = \pi/4$, $J = 1.2$, $g_2 = 1$ and $g_1 \in [0.01, 3]$. (d). Maximum fidelity as a function of θ with $g_1 = g_2 = 1$ and $J = 1.16$.

dependent population of the target state P_4 with $\xi = 0.03$, $g_2 = 1$, $J = 1.2$ and $0.01 \leq g_1 \leq 3$. One can easily find that the amplitude of P_4 enhances and rapidly moves to the left when g_2 increases gradually from 0.01. This improvement does not mean the success of faithful QST, due to the additional influence by vertical adjacent peaks. However, within the small region of $g_1 = 1.1 \pm 0.1$, the peaks are relatively far apart from each other in vertical direction, which makes the higher fidelity QST to be realizable. We have confirmed that one can perfectly realize the QST with $g_1 = g_2 = 1$ and $J \simeq 1.16$, where the QST needs less time (which is about 1/10 and 1/5 of the time in small and large coupling regimes, respectively), and the QST has the highest fidelity of 96%. We further investigate the θ dependence of the maximum fidelity, as shown in fig. 3(d), which indicates that the larger θ will lead to larger fidelity.

In conclusion, we have demonstrated that a high fidelity QST between a superconducting qubit and an NV center in diamond in a hybrid electromechanical system can be realized in the intermediate coupling region. We have numerically simulated the evolution of whole system and find that QST can be realized much faster and more reliable in the intermediate coupling regime than that in the small or large coupling regimes. As the above conclusion is model independent, our result may be directly extended to similar systems consisting of coupled resonators and thus provides a promising way for realizing high fidelity QST.

Methods

Modeling of decoherence effects. Inevitably, the QST process will suffer from decoherence. We simulate the performance of our scheme under realistic conditions by considering the decays of the two resonators (κ_a and κ_b), the relaxation (γ_1 and γ_2) and dephasing (Γ_1 and Γ_2) of the two qubits. Under these conditions, the whole system can be described by the Lindblad master equation

$$\dot{\rho} = -i[H_I, \rho] + \frac{1}{2}(\kappa_a \mathcal{L}(a) + \kappa_b \mathcal{L}(b)) + \frac{1}{2} \sum_{j=1,2} [\gamma_j \mathcal{L}(\sigma_j^-) + \Gamma_j \mathcal{L}(\sigma_j^z)], \quad (5)$$

where $\mathcal{L}(A) = 2A\rho A^\dagger - A^\dagger A\rho - \rho A^\dagger A$ is the Lindblad operator. We next justify our chosen parameters. The superconducting qubit in a transmission-line resonator can be protected by the resonator, for a planar transmon qubit, relaxation and coherence times of 44 and 20 μs are reported for a 1D resonator³⁷, which leads to $\Gamma_1/2\pi = 8$ kHz and $\gamma_1/2\pi = 3.5$ kHz. The decay rate of the 1D transmission-line resonator is around $\kappa_a/2\pi \simeq 3.5$ kHz (lifetime $\tau_a = 45$ μs ³⁸). The coupling between the superconducting qubit and the transmission-line resonator is very strong and can be controlled very

well, and thus we assume g_1 can be tuned to arbitrary value we want, which can be achieved by using a flux-biased rf SQUID to couple the superconducting qubit to the cavity³⁹. For a temperature of $T = 100$ mK and the quality factor $Q = 10^6$, the decay rate of the nanomechanical resonator is $\kappa_b/2\pi \simeq 2$ kHz²³, and $g_2/2\pi \simeq 115$ kHz²². As the decay rates are in the same order $\Gamma_1 \sim \gamma_1 \sim \kappa_b \sim \kappa_a$, we treat them as a same parameter $\xi = \kappa_a$. Hereafter, all the parameters will be normalized in unit of g_2 , and thus $\xi = 0.03$. The energy relaxation and coherence times of the NV center can be very long comparing with others³⁴, and thus γ_2 and Γ_2 is very small. Therefore, we have taken these two parameters as the same in the numerical simulations, i.e., $\Gamma_2 = \gamma_2 = \xi = 0.001$, which corresponds to a coherence time of only 1.4 ms.

- Schoelkopf, R. J. & Girvin, S. M. Wiring up quantum systems. *Nature* **451**, 664–669 (2008).
- Balasubramanian, G. *et al.* Ultralong spin coherence time in isotopically engineered diamond. *Nat. Mater.* **8**, 383–387 (2009).
- Xiang, Z.-L., Ashhab, S., You, J. Q., & Nori, F. Hybrid quantum circuits: Superconducting circuits interacting with other quantum systems. *Rev. Mod. Phys.* **85**, 623–653 (2013).
- Tordrup, K. & Mølmer, K. Quantum computing with a single molecular ensemble and a Cooper-pair box. *Phys. Rev. A* **77**, 020301 (2008).
- Petrosyan, D., Bensky, G., Kurizki, G., Mazets, I., Majer, J. & Schmiedmayer, J. Reversible state transfer between superconducting qubits and atomic ensembles. *Phys. Rev. A* **79**, 040304 (2009).
- Yang, W. L., Yin, Z. Q., Hu, Y., Feng, M. & Du, J. F. High-fidelity quantum memory using nitrogen-vacancy center ensemble for hybrid quantum computation. *Phys. Rev. A* **84**, 010301 (2011).
- Kubo, Y. *et al.* Hybrid quantum circuit with a superconducting qubit coupled to a spin ensemble. *Phys. Rev. Lett.* **107**, 220501 (2011).
- Marcos, D., Wubs, M., Taylor, J. M., Aguado, R., Lukin, M. D. & Sørensen, A. S. Coupling Nitrogen-vacancy centers in diamond to superconducting flux qubits. *Phys. Rev. Lett.* **105**, 210501 (2010).
- Zhu, X. *et al.* Coherent coupling of a superconducting flux qubit to an electron spin ensemble in diamond. *Nature* **478**, 221–224 (2011).
- Saito, S. *et al.* Towards realizing a quantum memory for a superconducting qubit: Storage and retrieval of quantum states. *Phys. Rev. Lett.* **111**, 107008 (2013).
- Cirac, J. I., Zoller, P., Kimble, H. J. & Mabuchi, H. Quantum state transfer and entanglement distribution among distant nodes in a quantum network. *Phys. Rev. Lett.* **78**, 3221 (1997).
- Sun, C. P., Wei, L. F., Liu, Y.-X. & Nori, F. Quantum transducers: Integrating transmission lines and nanomechanical resonators via charge qubits. *Phys. Rev. A* **73**, 022318 (2006).
- Yin, Z.-Q. & Han, Y.-J. Generating EPR beams in a cavity optomechanical system. *Phys. Rev. A* **79**, 024301 (2009).
- Li, P.-B., Gu, Y., Gong, Q.-H. & Guo, G.-C. Quantum-information transfer in a coupled resonator waveguide. *Phys. Rev. A* **79**, 042339 (2009).
- Singh, S., Jing, H., Wright, E. M. & Meystre, P. Quantum-state transfer between a Bose-Einstein condensate and an optomechanical mirror. *Phys. Rev. A* **86**, 021801 (2012).



16. Yin, Z.-Q. & Li, F.-L. Multiatom and resonant interaction scheme for quantum state transfer and logical gates between two remote cavities via an optical fiber. *Phys. Rev. A* **75**, 012324 (2007).
17. Stannigel, K., Rabl, P., Sørensen, A. S., Zoller, P. & Lukin, M. D. Optomechanical transducers for long-distance quantum communication. *Phys. Rev. Lett.* **105**, 220501 (2010).
18. Stannigel, K., Rabl, P., Sørensen, A. S., Lukin, M. D. & Zoller, P. Optomechanical transducers for quantum-information processing. *Phys. Rev. A* **84**, 042341 (2011).
19. Zhang, K. & Li, Z.-Y. Transfer behavior of quantum states between atoms in photonic crystal coupled cavities. *Phys. Rev. A* **81**, 033843 (2010).
20. Yang, W. L., Hu, Y., Yin, Z. Q., Xu, Z. Y., Feng, M. & Oh, C. H. Entanglement of nitrogen-vacancy-center ensembles using transmission line resonators and a superconducting phase qubit. *Phys. Rev. A* **83**, 022302 (2011).
21. Yang, W. L., Yin, Z. Q., Xu, Z. Y., Feng, M. & Oh, C. H. Quantum dynamics and quantum state transfer between separated nitrogen-vacancy centers embedded in photonic crystal cavities. *Phys. Rev. A* **84**, 043849 (2011).
22. Rabl, P., Cappellaro, P., Gurudev Dutt, M. V., Jiang, L., Maze, J. R. & Lukin, M. D. Strong magnetic coupling between an electronic spin qubit and a mechanical resonator. *Phys. Rev. B* **79**, 041302 (2009).
23. Rabl, P., Kolkowitz, S. J., Koppens, F. H. L., Harris, J. G. E., Zoller, P. & Lukin, M. D. A quantum spin transducer based on nanoelectromechanical resonator arrays. *Nat. Phys.* **6**, 602–608 (2010).
24. Arcizet, O., Jacques, V., Siria, A., Poncharal, P., Vincent, P. & Seidelin, S. A single nitrogen-vacancy defect coupled to a nanomechanical oscillator. *Nat. Phys.* **7**, 879–883 (2011).
25. Teufel, J. D., Li, D., Allman, M. S., Cicak, K., Sirois, A. J., Whittaker, J. D. & Simmonds, R. W. Circuit cavity electromechanics in the strong-coupling regime. *Nature* **471**, 204–208 (2011).
26. Zhou, X., Hocke, F., Schliesser, A., Marx, A., Huebl, H., Gross, R. & Kippenberg, T. J. Slowing, advancing and switching of microwave signals using circuit nanoelectromechanics. *Nat. Phys.* **9**, 179–184 (2013).
27. Pirkkalainen, J.-M., Cho, S. U., Li, J., Paraoanu, G. S., Hakonen, P. J. & Sillanpää, M. A. Hybrid circuit cavity quantum electrodynamics with a micromechanical resonator. *Nature* **494**, 211–215 (2013).
28. Palomaki, T. A., Harlow, J., Teufel, J. D., Simmonds, R. W. & Lehnert, K. W. Coherent state transfer between itinerant microwave fields and a mechanical oscillator. *Nature* **495**, 210–214 (2013).
29. Vitali, D., Tombesi, P., Woolley, M. J., Doherty, A. C. & Milburn, G. J. Entangling a nanomechanical resonator and a superconducting microwave cavity. *Phys. Rev. A* **76**, 042336 (2007).
30. Barzanjeh, Sh., Vitali, D., Tombesi, P. & Milburn, G. J. Entangling optical and microwave cavity modes by means of a nanomechanical resonator. *Phys. Rev. A* **84**, 042342 (2011).
31. Li, P.-B., Gao, S.-Y. & Li, F.-L. Robust continuous-variable entanglement of microwave photons with cavity electromechanics. *Phys. Rev. A* **88**, 043802 (2013).
32. Blais, A., Huang, R.-S., Wallraff, A., Girvin, S. M. & Schoelkopf, R. J. Cavity quantum electrodynamics for superconducting electrical circuits: An architecture for quantum computation. *Phys. Rev. A* **69**, 062320 (2004).
33. Zhu, S.-L., Wang, Z. D. & Yang, K. Quantum-information processing using Josephson junctions coupled through cavities. *Phys. Rev. A* **68**, 034303 (2003).
34. Shi, F. *et al.* Room-temperature implementation of the Deutsch-Jozsa algorithm with a single electronic spin in diamond. *Phys. Rev. Lett.* **105**, 040504 (2010).
35. Heikkilä, T. T., Massel, F., Tuorila, J., Khan, R. & Sillanpää, M. A. Enhancing optomechanical coupling via the Josephson effect. *Phys. Rev. Lett.* **112**, 203603 (2014).
36. Kepesidis, K. V., Bennett, S. D., Portolan, S., Lukin, M. D. & Rabl P. Phonon cooling and lasing with nitrogen-vacancy centers in diamond. *Phys. Rev. B* **88**, 064105 (2013).
37. Barends, R. *et al.* Coherent Josephson qubit suitable for scalable quantum integrated circuits. *Phys. Rev. Lett.* **111**, 080502 (2013).
38. Megrant, A. *et al.* Planar superconducting resonators with internal quality factors above one million. *Appl. Phys. Lett.* **100**, 113510 (2012).
39. Allman, M. S., Altomare, F., Whittaker, J. D., Cicak, K., Li, D., Sirois, A., Strong, J., Teufel, J. D. & Simmonds, R. W. rf-SQUID-mediated coherent tunable coupling between a superconducting phase qubit and a lumped-element resonator. *Phys. Rev. Lett.* **104**, 177004 (2010).

Acknowledgments

This work was supported by the NFRPC (Grants No. 2013CB921804, No. 2011CB922104, and No. 2011CBA00302), the NSFC (Grants No. 11125417, No. 11104096, No. 11374117, No. 11105136, No. 61033001, and No. 61361136003), the PCSIRT (No. IRT1243), and the GRF (HKU7058/11P & HKU7045/13P) of Hong Kong.

Author contributions

J.Z. and Z.Y.X. conceive the idea. J.Z. and Z.Y.X. carry out the research with input from Y.H. and Z.Q.Y. J.Z., Y.H., Z.Q.Y., Z.D.W., S.L.Z. and Z.Y.X. discuss the results. J.Z. and Z.Y.X. write the manuscript with comments and refinements from Z.D.W. and S.L.Z.

Additional information

Competing financial interests: The authors declare no competing financial interests.

How to cite this article: Zhou, J. *et al.* High fidelity quantum state transfer in electromechanical systems with intermediate coupling. *Sci. Rep.* **4**, 6237; DOI:10.1038/srep06237 (2014).



This work is licensed under a Creative Commons Attribution-NonCommercial-NoDerivs 4.0 International License. The images or other third party material in this article are included in the article's Creative Commons license, unless indicated otherwise in the credit line; if the material is not included under the Creative Commons license, users will need to obtain permission from the license holder in order to reproduce the material. To view a copy of this license, visit <http://creativecommons.org/licenses/by-nc-nd/4.0/>