



OPEN

An opto-magneto-mechanical quantum interface between distant superconducting qubits

SUBJECT AREAS:

QUANTUM
INFORMATION

QUANTUM OPTICS

Keyu Xia¹, Michael R. Vanner² & Jason Twamley¹Received
1 April 2014Accepted
16 June 2014Published
4 July 2014

Correspondence and
requests for materials
should be addressed to
J.T. (jason.twamley@
mq.edu.au)

¹ARC Centre for Engineered Quantum Systems, Department of Physics and Astronomy, Macquarie University, NSW 2109, Australia, ²School of Mathematics and Physics, The University of Queensland, Brisbane, Queensland 4072, Australia.

A quantum internet, where widely separated quantum devices are coherently connected, is a fundamental vision for local and global quantum information networks and processing. Superconducting quantum devices can now perform sophisticated quantum engineering locally on chip and a detailed method to achieve coherent optical quantum interconnection between distant superconducting devices is a vital, but highly challenging, goal. We describe a concrete opto-magneto-mechanical system that can interconvert microwave-to-optical quantum information with high fidelity. In one such node we utilise the magnetic fields generated by the supercurrent of a flux qubit to coherently modulate a mechanical oscillator that is part of a high-Q optical cavity to achieve high fidelity microwave-to-optical quantum information exchange. We analyze the transfer between two spatially distant nodes connected by an optical fibre and using currently accessible parameters we predict that the fidelity of transfer could be as high as $\sim 80\%$, even with significant loss.

In this report we describe a scheme for a quantum interface between superconducting qubits and optical photons and how to use such interfaces to coherently transfer quantum information optically between spatially remote superconducting qubits. Superconducting quantum devices have recently received a surge of interest and can now perform sophisticated manipulations on qubits and microwave photons locally on chip and are strong candidate for scalable quantum computing^{1–3}. A coherent quantum transfer between distant superconducting qubits can thus serve as the underlying architecture for a genuine quantum internet. The key innovation of our scheme is to employ a magneto-mechanical interaction to provide strong coupling between the quantum state of a superconducting flux qubit (SQ) and a mechanical resonator (MR), which in turn couples via radiation pressure to an optical resonator (OR). By driving the SQ we are able to bring it into resonance with the magneto-mechanically coupled MR. By also optically driving the optomechanical system we can modulate the optomechanical coupling strength. Using realistic parameters we show that this configuration can achieve a high fidelity coherent swap between the quantum state of the SQ and the OR in an individual node.

In Fig. 1 a detailed design for such an opto-magneto-mechanical system is shown where the optical field in a Fabry Perot cavity is coupled via a Bulk Acoustic Wave mechanical resonance (BAW), which, via a magnetostrictive collar, is coupled magnetically to a SQ. By coupling two nodes via an optical fibre we create a small quantum network and we demonstrate a protocol to transfer the SQ quantum states between the nodes with high fidelity.

We begin with the quantum interface within a single node for coherent transfer of the superconducting and optically encoded quantum information and following that we analyse coherent quantum transfer between distant superconducting devices. The interface consists of an OR supporting one optical cavity mode and one mechanical vibrational mode and a SQ. The optical cavity mode \hat{a} has a resonance frequency ω and an intrinsic decay rate κ_r . The resonance frequency and relaxation rate of mechanical motion mode \hat{b} are ω_m and γ_m . To achieve the magneto-mechanical coupling between the SQ and MR we consider that the MR is partly made from a magnetostrictive material like Terfenol-D, which, in the presence of a magnetic field expands in our design, Fig. 1, the magnetostrictive material forms a collar around the BAW mechanical mode to allow magnetic field driving of the mechanical motion. This kind of magnetomechanical coupling has been used for magnetic field sensing and can be quite substantial⁴. Indeed this magneto-mechanical coupling is considerably stronger 40–400 MHz, than the proposed transfer rates using piezoelectric setups ~ 6 MHz⁵. Moreover, our design provides excellent mode overlap between the BAW mechanical vibrational

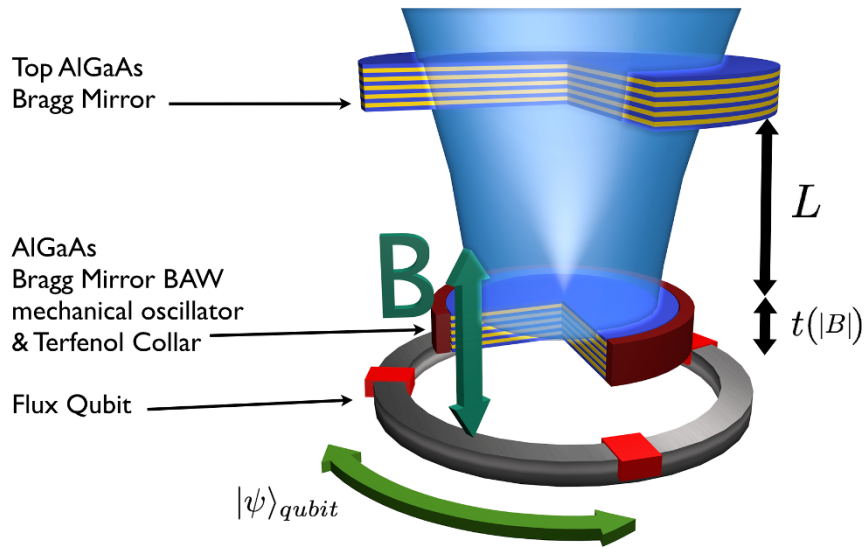


Figure 1 | Schematic for an opto-magneto-mechanical hybrid quantum system for coherent microwave to optical conversion. Light is injected into a Fabry-Perot micro-cavity that comprises a rigid curved input mirror and a smaller back mirror (cavity length L), which is close to a superconducting flux qubit. The back mirror mediates qubit-optical coupling via a bulk-acoustic-wave mechanical resonance in the hundreds of MHz regime. This mechanical mode, where the thickness $t(|B|)$ of the back mirror oscillates, modulates the resonance frequency of the optical cavity and can be resonantly driven by a magnetic field using a surrounding magnetostrictive material such as Terfenol-D. With our design the quantum state of the superconducting flux qubit can then be made to interact with the optical field. Here, we consider use of AlGaAs crystalline Bragg mirrors highly reflective at 1,064 nm to simultaneously provide high optical and mechanical quality factors. The whole device of the node is put in a cryogenic environment.

mode and the expansion/contraction of the magnetostrictive collar. This should allow even larger magneto mechanical couplings than those previously reported. The SQ can be modeled as a two-level system (TLS) with the transition frequency ω_q driven by a classical microwave field with frequency ω_d . The frequency ω_q can be tuned via a bias magnetic field. The optomechanical coupling can be described by the interaction Hamiltonian $H_{OM} = \hbar g_0 \hat{a}^\dagger \hat{a} (\hat{b}^\dagger + \hat{b})$, where \hat{a} (\hat{a}^\dagger) and \hat{b} (\hat{b}^\dagger) are the photon and phonon annihilation (creation) operators for the optical and mechanical modes respectively and g_0 is the optomechanical coupling rate. In the frame rotating at the frequency of driving field (on resonance with the SQ), the flux qubit with excited (ground) states $|e\rangle$ ($|g\rangle$) can be modelled as $H_Q = \hbar \Delta_q / 2 \hat{\sigma}_z + \hbar \Omega / 2 \hat{\sigma}_x$, where $\Delta_q = \omega_q - \omega_d$, and the Pauli operators are defined as $\hat{\sigma}_z = |e\rangle\langle e| - |g\rangle\langle g|$ and $\hat{\sigma}_x = |e\rangle\langle g| + |g\rangle\langle e|$. We assume that the flux qubit is driven by a classical field detuned by Δ_q from each SQ's transition frequency and with Rabi frequencies Ω . The macroscopic persistent current I_p circulating within each flux qubit induces a magnetic field $B \propto I_p \hat{\sigma}_z$ dependent on the quantum state of each flux qubit⁶ (see the supplementary information). This magnetic field actuates the motion of the nearby mechanical resonator. This magneto-mechanical interaction is governed by $H_{MQ} = \hbar \Lambda (\hat{b}^\dagger + \hat{b}) \hat{\sigma}_z$, where $\Lambda \propto I_p x_{zp}$ is the magnetomechanical-qubit coupling rate, $x_{zp} = (\hbar / 2m\omega_m)^{1/2}$ is the zero-point width of the mechanical fluctuations with effective mass m . At this point we would like to note that while strong coupling between mechanical motion and a superconducting qubit has been achieved in¹⁷, this has not been achieved with a massive mechanical resonator that also allows coupling to light. The magnetic coupling we are proposing here allows for sufficiently strong qubit-mechanics coupling even for massive mechanical oscillators, such as the dilational mode of Bragg mirror we consider here.

When the flux qubit is put close to a magneto-optomechanical system (coupled MR + OR), they form a three-body quantum system whose total Hamiltonian is

$$H_f / \hbar = \Delta_c \hat{a}^\dagger \hat{a} + \omega_m \hat{b}^\dagger \hat{b} + g_0 \hat{a}^\dagger \hat{a} (\hat{b}^\dagger + \hat{b}) + \Lambda (\hat{b}^\dagger + \hat{b}) \hat{\sigma}_z + \frac{1}{2} \Omega \hat{\sigma}_x + (\varepsilon \hat{a} + \varepsilon^* \hat{a}^\dagger), \quad (1)$$

where the external coherent field ε drives the optical cavity mode \hat{a} and Δ_c is the detuning of this driving from \hat{a} . Setting $\hat{a} \rightarrow \alpha_s + \hat{a}$, and $\hat{b} \rightarrow \beta_s + \hat{b}$, we then linearize the optomechanical interaction^{8,9} and then enter the dressed basis of the flux qubit by $\hat{\sigma}_z \rightarrow \hat{S}_z$, $\hat{\sigma}_x \rightarrow \hat{S}_x$ ¹⁰ (see supplementary information for the detail of the transformation). The reduced Hamiltonian for the node takes the form

$$H_{eff} / \hbar = \Delta_c \hat{a}^\dagger \hat{a} + \omega_m \hat{b}^\dagger \hat{b} + (G \hat{a}^\dagger + G^* \hat{a}) (\hat{b}^\dagger + \hat{b}) + \frac{1}{2} \Omega \hat{S}_z + \Lambda (\hat{b}^\dagger + \hat{b}) \hat{S}_x, \quad (2)$$

with $G = \alpha_s g_0$, and α_s (β_s) are the steady-state values of $\langle \hat{a} \rangle$ ($\langle \hat{b} \rangle$), while $\Delta_c = \Delta_c - 2\eta^2 \omega_m |\alpha_s|^2$, with the parameter $\eta = g_0 / \omega_m$, $\alpha_s \approx \varepsilon^* / (\Delta_c + i\kappa)$, $\beta_s \approx -\eta |\alpha_s|^2$ and κ is the optical cavity damping rate. Note that the parameters Δ_c , Ω and G are tunable while ω_m , and Λ are not. The total detuning between the flux qubit and the driving is shifted due to the small β_s and is given by $\tilde{\Delta}_q = \Delta_q + 2\beta_s \Lambda$. The small cubic term $\hat{a}^\dagger \hat{a} (\hat{b}^\dagger + \hat{b})$ is negligible because it only causes fast but small oscillation. Throughout our investigation below, we assume that $\tilde{\Delta}_q = 0$, but is included in Hamiltonian H_Q for generality. To avoid confusion, here we use different notations for the spin operators of the flux qubit in two different basis. Using this reduced Hamiltonian (2), we show below that we can reversibly swap a quantum state between the flux qubit and the optical cavity.

We now present our numerical results showing the coherent swapping of the quantum state between the flux qubit and the photon within a single node. In much of the literature in optomechanics the



radiation pressure interaction is linearised as we have done in Eq. (2), where, via the large optical drive, strong optomechanical coupling can be achieved¹¹. We have numerically verified that this linearisation is accurate for our three-body system, see the supplementary materials. The SQ is initially prepared in the excited state $|\psi_q\rangle_i = |e\rangle$, and the OR in the photonic vacuum state $|\psi_o\rangle_i = |0\rangle$, and the mechanical resonator is in a thermal state at temperature $T \sim 10$ mK, with $\bar{n}_{th} = 0.2$, so that the unwanted decoherence induced by a large mechanical excitation is greatly suppressed. The optical field, mechanical mode and flux qubit interact resonantly and the resulting three-body Rabi oscillation is shown in Fig. 2. After a half Rabi oscillation, at $\kappa t_1 = 0.39$, the occupation of the SQ is transferred to the photon with a fidelity of $\mathcal{F} = 85\%$ (corresponding to $n_a = 0.92$) where $\mathcal{F} = \sqrt{\langle 1|\rho|1\rangle}$. If we continue the evolution the quantum state swaps back to the SQ with $\mathcal{F} = 76\%$ at $\kappa t_2 = 0.85$. If we initially cool the mechanical resonator to $n_b = 0$, the fidelity can increase to $\mathcal{F} = 89.6\%$ at $\kappa t_2 = 0.41$ and $\mathcal{F} = 78.3\%$ at $\kappa t_2 = 0.84$. Our concrete design uses currently accessible parameters for each of the components and can achieve a high fidelity for microwave-to-optical conversion in a single node. Previous optomechanical^{12,13}, or solid-state¹⁴, studies have proposed more abstract schemes for this interconversion, while Andrews et al.¹⁵, have demonstrated a classical MW-optical interconversion which operates at $\sim 10\%$ efficiency.

We now show how to perform a coherent quantum transfer between the flux qubits in two distant nodes connected by an optical fibre. We consider the setup as shown in Fig. 3(a), where two identical interface nodes each with separate SQ, MR and OR elements and associated quantities labeled by $j = 1, 2$. OR_{*j*} couples to a nearby optical fiber with a coupling rate $\kappa_{ex}^{(j)}$ and connects with the other node via this fiber in a cascaded fashion (via the optical circulators).

Thus the total decay rate becomes $\kappa_j = \kappa_i^{(j)} + \kappa_{ex}^{(j)}$, and we assume $\kappa_{ex}^{(j)} = \xi_j \kappa_j$ with $0 \leq \xi_j \leq 1$. The $\kappa_{ex}^{(j)}$ denote the couplings into the waveguide connecting the two distant nodes. The master equation describing the cascaded two-node network capturing all forms of dissipation is^{16–22}

$$\dot{\rho} = -i \left(\sum_j H_{\text{eff}}^{(j)} \rho - \rho \sum_j H_{\text{eff}}^{(j)\dagger} \right) + \sum_j \mathcal{L}_{\text{noise},j} \rho + \sum_{i < j} \sqrt{\xi_i \xi_j} \sqrt{\kappa_i \kappa_j} \left([\hat{a}_j^\dagger, \hat{a}_i \rho] + [\rho \hat{a}_i^\dagger, \hat{a}_j] \right), \quad (3)$$

where the Lindblad term $\mathcal{L}_{\text{noise},j} \rho = \gamma_A / 2 (2\hat{A} \rho \hat{A}^\dagger - \hat{A}^\dagger \hat{A} \rho - \rho \hat{A}^\dagger \hat{A})$ with $\gamma_A = \{\gamma_{q_j}, \kappa_j\}$ and $\hat{A} = \{\hat{S}_{-j}, \hat{b}_j, \hat{a}_j\}$ describes the open system dynamics of the optomechanical resonators and flux qubits of the j th node. Because all interested processes finish within a time much smaller than the ring-down time of the mechanical resonator, we neglect the mechanical decoherence. The second line breaks time-reversal symmetry and models the cascaded quantum transfer from the node i to the node j ($i < j$), or reversely, where κ_j is the j th optical cavity decay rate and ξ_j represents photon loss in the transfer (we initially take $\xi_j \approx 1$). We can also connect many nodes using the optical fiber as a quantum bus. Such a quantum network allows one to transfer a quantum state between two distant nodes. We show the simplest case consisting of two nodes only and assume that these two nodes are identical so that $\xi_1 = \xi_2 = \xi$. Currently, a superconducting flux qubit with a decay rate of $\gamma_q / 2\pi \sim$ kHz is available using existing technology^{23–25}. This decay rate γ_q is much smaller than that of the optical cavity.

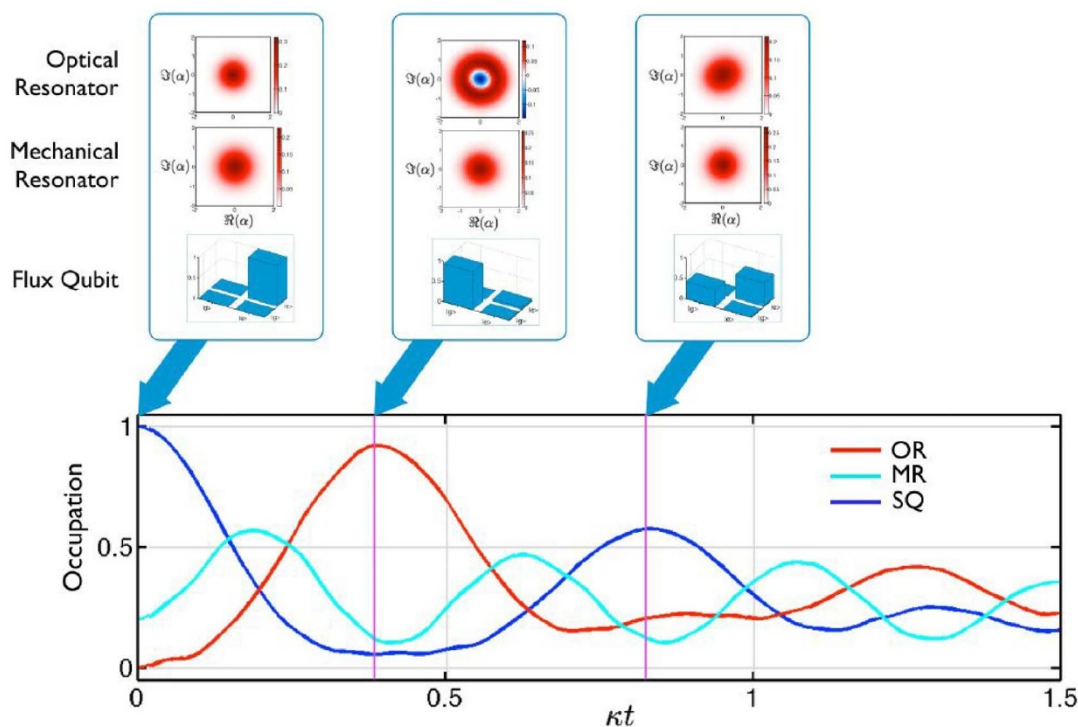


Figure 2 | Magneto-mechanically mediated quantum state transfer between a microwave qubit and light. The main plot shows the Rabi oscillation between an optical resonator (OR) and the flux qubit (SQ) with small excitation of the mechanical resonator (MR). In addition, we show the states of the various sub-systems at the times $\kappa t = 0.0, 0.39, 0.85$, showing the Wigner functions for the OR & MR and the real part of the reduced density matrix of the SQ (imaginary components are zero). The system is initially prepared in the state $\rho_i = \rho_i^{\text{SQ,OR}} \otimes \rho_i^{\text{MR}}$, with $\rho_i^{\text{SQ,OR}}$ a pure excited (vacuum) state for the qubit (optical) modes, $|\psi_{qO}\rangle_i = |e, 0\rangle$, and ρ_i^{MR} is a mechanical thermal state with $\bar{n} = 0.2$ phonons. We assume no cooling here and the initial phonon occupation is $n_b = 0.2$, with $\gamma_q / 2\pi = 0.02$ MHz and $\kappa / 2\pi = 10$ MHz. Other parameters are $\Delta_c = \Omega = 0.9\omega_m = 33 \kappa$ and $\Lambda = G = 5\kappa$. The photonic and phonon spaces are truncated to $N_a = 4$ and $N_b = 6$, respectively.

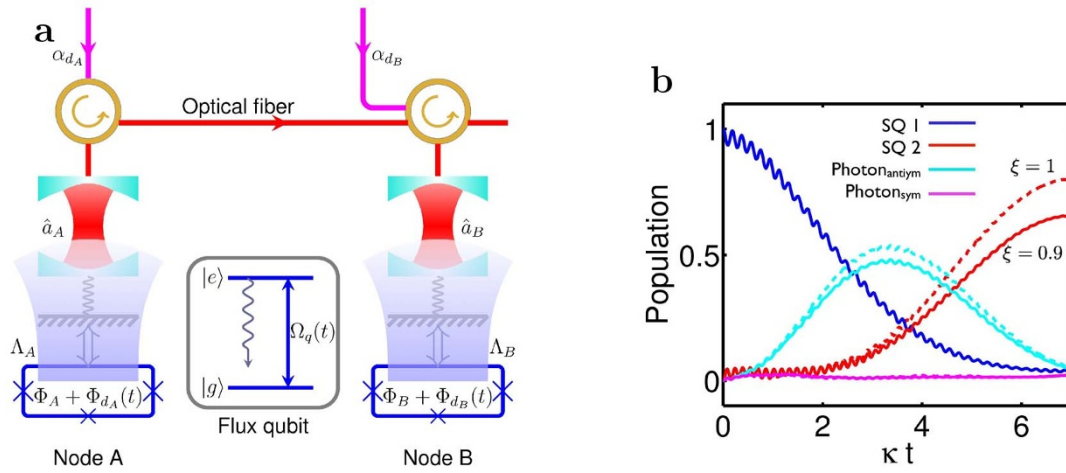


Figure 3 | Quantum transfer between two spatially separated superconducting qubits. (a) Schematic of quantum network between two superconducting flux qubits. Node A and B are identical and each node consists of a flux qubit which is magnetically coupled to a neighbouring optomechanical system. Each flux qubit is coherently driven with a Rabi frequency Ω_j , $j = 1, 2$, by a time dependent flux bias $\Phi_j^q(t)$, while each optical cavity is coherently driven to coherent states with amplitudes $\alpha_s(\beta_s)$ by input fields (top). By driving the flux qubit we can control the detuning of its dressed states from the mechanical resonance; (b) Transport of a quantum excitation between distant nodes: The time-dependent population during the evolution of system when $\gamma_q/2\pi = 0.02$ MHz, $\kappa/2\pi = 10$ MHz, $\omega_m/2\pi = 366$ MHz, mechanical thermal occupation $\bar{n} = 0.2$, and coupling rates $\Lambda = 4\kappa$, $G = 1.8\kappa$ and $\Delta_c = \Omega = 0.1\omega_m$ requiring an input laser power $P_{in} < 16$ mW. We assume that the initial phonon number is $\bar{n} \approx 0.1$ after some pre-cooling. *Dotted Line*: Lossless transfer between the optical cavities and optical fibre and the latter has no propagation loss, $\xi = 1.0$; *Solid Line*: Transfer taking account of photon loss to the environment with probability $1 - \xi = 0.1$. The simulation truncated the Hilbert (optical,mechanical) spaces to $(N_a = 3, N_b = 3)$ which is adequate when transferring a single excitation. The blue (red) lines show the population of the excited state $|e\rangle_A$ ($|e\rangle_B$) in node A (B); the cyan and magenta graphs the antisymmetric/symmetric excitation of the cavity modes respectively.

The distant transfer of quantum information is shown in Fig. 3(b). We assume a small decay rate for the flux qubit $\gamma_q/2\pi = 0.02$ MHz. When the effective Raman coupling $\zeta = \Lambda G/(\Delta_c - \omega_m)$, is much smaller than the decay rate $\kappa/2$, we find that the constant coupling rates Λ and G allow for a transfer of quantum information from node 1 to node 2 with a high fidelity. This is an advantage over the complicated time-varying modulation of these rates required in related protocols^{16–22}. Since $\gamma_q \ll \kappa$, it is possible to transfer quantum information between SQs using weak coupling rates Λ and G . The occupation swapped to the photon from the flux qubit within the donor node quickly transfers to the photon in the acceptor node and then to the acceptor flux qubit. The high-frequency oscillations in the populations are due to the large detuning in the three-body Raman transition. As shown in Fig. 3(b), the state $|e\rangle$ is transferred with the fidelity $\mathcal{F} = 0.89$ corresponding to 80% occupation from the qubit 1 to the qubit 2 for constant coupling rates $\Lambda = 4\kappa$, $G = 1.8\kappa$ and $\Delta_c = 0.1\omega_m$ yielding $|\zeta| = 0.22\kappa$. The fidelity \mathcal{F} to successfully transfer the quantum state is limited by the decay rate γ_q of the flux qubit and is approximately $\mathcal{F} \approx e^{-\gamma_q t_d}$, where t_d is the time to complete the maximal transfer. Therefore, a large κ_{ex} but a small γ_q is preferable for a high fidelity transfer. We note that during the transfer the symmetric linear combination of both optical cavity fields is hardly excited while the antisymmetric one is only weakly excited. In Fig. 3(b) we consider the case that all the photonic excitation decaying from the optical cavity A is collected by the optical fibre and then is transferred to the flux qubit in the node B via the optical cavity B as shown in Fig. 3(b) (dashed). However, in reality there is a small probability for photon leakage either in the process of cavity-fibre coupling or scattering loss within the fibre itself. In this case, the fidelity of the transfer can be lower. We investigate how well the state can be transferred from qubit A to qubit B for $\xi < 1$, as shown in Fig. 3(b) (solid). For a loss corresponding to $\xi = 0.9$, we still can transfer the quantum state with $\mathcal{F} \approx 0.81$ corresponding to a probability of 65% from node A to node B. We would like to emphasize that our scheme is not a sequential state transfer of SQ to BAW to the cavity mode. Rather our scheme uses the mechanics to act as an

intermediary between the SQ and cavity field, and the detuned Raman drive allows an efficient qubit to optical state transfer without significant mechanical excitation at any one time.

All of the requirements to implement our magneto-mechanical superconducting qubit-optical quantum interface can be met with present day technology. These requirements are primarily: (i) it is desirable to have large mechanical resonance frequency ω_m to reduce $\bar{n}_m^{th} \sim 0.2$ and with pre-cooling to have $\bar{n}_m = 0.1$ initially. The state transfer fidelity is poor when $\bar{n}_m^{th} > 1$; (ii) high transfer fidelity requires $G/\kappa \gg 1$, i.e. strong optomechanical coupling^{11,26}, and (iii) we must achieve relatively strong magnetic coupling between the mechanics and flux qubit. Our design is depicted in Fig. 1, where one end mirror of the FP is constructed of a semiconductor multi-layer Bragg circular mirror for light at $\lambda = 1064$ nm, made from AlGaAs²⁷ ($\rho = 4200$ kg/m³, thickness $t = 7$ μ m and radius $r = 5$ μ m²⁸. With a Finesse $F \sim 2 \times 10^5$ and cavity length $L = 10$ μ m, the effective mass of the BAW mode $m_{eff} \approx \pi r^2 t \rho / 3$, the fundamental BAW mode frequency ($\nu_m = \nu_L / 2t$ where ν_L is the longitudinal velocity of sound in the semiconductor, $\nu_L \sim 5130$ m/s, zero-point motional extent $\Delta x_{zp}^2 = \hbar / (2m_{eff} \omega_m)$, temperature $T = 10$ mK, and bare optomechanical coupling rate ($g_0 = \omega_L \Delta x_{zp} / L$) are: $m_{eff} \sim 770$ pg, $\omega_m / 2\pi \sim 366$ MHz, $\bar{n}_m^{th} \sim 0.2$, $g_0 / 2\pi \sim 8.3$ kHz. To achieve large enough coupling rates $G/\kappa \sim 1.8$ with a cavity detuning $\Delta_c / \kappa = 0.1\omega_m$, we must drive the FP cavity with an optical power $P_{FP} = (G/g_0)^2 (\Delta_c^2 + \kappa^2) \hbar \omega_L / (2\kappa) \sim 16$ mW, which is an acceptable power level for such an optical cavity. We note that with these parameters $|\alpha_s| \sim 14,000$. The magneto-mechanical actuation is achieved by using a collar of magneto-strictive material (e.g. Terfenol-D), surrounding the moving mirror. When this collar sits in the local magnetic field of the flux qubit ($|B_{local}| \sim 6.7$ nT), the collar exerts stress on the mirror, coupling to the BAW mode. Refs. 4, 29, use a similar arrangement that achieves an extremely large magneto-mechanical coupling strength $\Gamma/2\pi \sim 1.2$ GHz. In our design we assume a more modest coupling strength which is 2-orders of magnitude smaller $\Lambda \sim 4\kappa = 2\pi \times 40$ MHz. This small coupling strength



can greatly relax the requirement in the design of the structure. To avoid light interfering with the operation of the flux qubit one may arrange an aperture for the light to pass through contained within the flux qubit loop. Typically, the transition frequency of a flux qubit is much higher than that of a mechanical resonator. This large frequency difference prevents the quantum information exchange between them. To create an effective coupling, a coherent magnetic field $\Phi_{aj}(t)$ is applied to strongly drive the flux qubit. As a result, the flux qubit oscillates at a Rabi frequency which matches the mechanical resonance frequency and this enhances their mutual coupling by several orders of magnitude⁴. This is physically achievable as a microwave pulse of $P = -112$ dBm propagating in an open transmission line is large enough to drive a flux qubit oscillating at about $\Omega/2\pi = 57$ MHz for $I_p = 195$ nA³⁰. Thus a pulse of $P = -92$ dBm (also used in³⁰) can provide a Rabi frequency 570 MHz. Therefore, flux qubit Rabi frequencies of hundreds MHz is possible using existing technology. On the other hand, the available enhancement of the zero-point optomechanical coupling is limited by the usable photon number $|\alpha_s|^2$ in the cavity. Note that the design shown in Fig. 1 is not restricted for operation at a particular optical wavelength and could be suitably modified to operate at the telecommunications wavelength of 1,550 nm.

In conclusion, we have proposed and analyzed a magneto-mechanical quantum interface to allow the coherent transfer of quantum information from a superconducting flux qubit to a travelling optical field. Optical coupling of distant superconducting circuits opens up a new paradigm which may allow for quantum repeaters, distributed quantum computation, quantum sensing and quantum networking over large spatial scales.

- DiCarlo, L. *et al.* Preparation and measurement of three-qubit entanglement in a superconducting circuit. *Nature* **467**, 574 (2010).
- Steffen, L. *et al.* Deterministic quantum teleportation with feed-forward in a solid state system. *Nature* **500**, 319 (2013).
- Devoret, M. H. & Schoelkopf, R. J. Superconducting circuits for quantum information: An outlook. *Science* **339**, 1169 (2013).
- Forstner, S. *et al.* Cavity Optomechanical Magnetometer. *Phys Rev Lett* **108**, 120801 (2012).
- Bochmann, J., Vainsencher, A., Awschalom, D. D. & Cleland, A. N. Nanomechanical coupling between microwave and optical photons. *Nat Phys* **9**, 712–716 (2013).
- Zhu, X. *et al.* Coherent coupling of a superconducting flux qubit to an electron spin ensemble in diamond. *Nature* **478**, 221–224 (2011).
- O'Connell, A. D. *et al.* Quantum ground state and single-phonon control of a mechanical resonator. *Nature* **464**, 697–703 (2010).
- Wilson-Rae, I., Nooshi, N., Zwerger, W. & Kippenberg, T. J. Theory of Ground State Cooling of a Mechanical Oscillator Using Dynamical Backaction. *Phys. Rev. Lett.* **99**, 093901 (2007).
- Marquardt, F., Chen, Joe P., Clerk, A. A. & Girvin, S. M. Quantum Theory of Cavity-Assisted Sideband Cooling of Mechanical Motion. *Phys. Rev. Lett.* **99**, 093902 (2007).
- Orlando, T. P. *et al.* Superconducting persistent-current qubit. *Phys. Rev. B* **60**, 15398–15413 (1999).
- Gröblacher, S., Hammerer, K., Vanner, M. R. & Aspelmeyer, M. Observation of strong coupling between a micro-mechanical resonator and an optical cavity field. *Nature* **460**, 724–727 (2009).
- Wang, Y.-D. & Clerk, A. A. Using Interference for High Fidelity Quantum State Transfer in Optomechanics. *Phys Rev Lett* **108**, 153603 (2012).
- Barzanjeh, S., Abdi, M., Milburn, G. J., Tombesi, P. & Vitali, D. Reversible Optical-to-Microwave Quantum Interface. *Phys Rev Lett* **109**, 130503 (2012).
- DiVincenzo, D. P. & Hobbs, P. inventors; IBM, assignee. Hybrid superconductor-optical quantum repeater. WO Patent No: 7,889,992 B1. 2011 Feb 11.

- Andrews, R. W. *et al.* Bidirectional and efficient conversion between microwave and optical light. *Nat Phys* doi:10.1038/nphys2911 (2014).
- Cirac, J. I., Zoller, P., Kimble, H. J. & Mabuchi, H. Quantum State Transfer and Entanglement Distribution among Distant Nodes in a Quantum Network. *Phys Rev Lett* **78**, 3221–3224 (1997).
- Gardiner, C. Driving a quantum system with the output field from another driven quantum system. *Phys Rev Lett* **70**, 2269–2272 (1993).
- Gardiner, C. & Parkins, A. S. Driving atoms with light of arbitrary statistics. *Phys Rev A* **50**, 1792–1806 (1994).
- Stannigel, K., Rabl, P., Sorensen, A. S., Zoller, P. & Lukin, M. D. Optomechanical Transducers for Long-Distance Quantum Communication. *Phys Rev Lett* **105**, 220501 (2010).
- Stannigel, K., Rabl, P., Sorensen, A. S., Lukin, M. D. & Zoller, P. Optomechanical transducers for quantum-information processing. *Phys Rev A* **84**, 42341 (2011).
- Stannigel, K., Rabl, P. & Zoller, P. Driven-dissipative preparation of entangled states in cascaded quantum-optical networks. *New J Phys* **14**, 3014 (2012).
- Stace, T. M. & Barnes, C. H. Effect of stochastic noise on quantum-state transfer. *Phys Rev A* **65**, 62308 (2002).
- Fedorov, A. *et al.* Strong coupling of a quantum oscillator to a flux qubit at its symmetry point. *Phys Rev Lett* **105**, 060503–060503 (2010).
- Bylander, J. *et al.* Noise spectroscopy through dynamical decoupling with a superconducting flux qubit. *Nat Phys* **7**, 565–570 (2011).
- Bishop, L. S. *et al.* Nonlinear response of the vacuum Rabi resonance. *Nat Phys* **5**, 105–109 (2008).
- Regal, C. A. & Lehnert, K. W. Megahertz monocrystalline optomechanical resonators with minimal dissipation. *J. Phys.:Conf. Ser.* **264**, 012025 (2011).
- Cole, G. D. *et al.* Megahertz monocrystalline optomechanical resonators with minimal dissipation. In *Proc. IEEE Micro. Elect.* 847–850 (IEEE, 2010).
- McGee, S. A., Meiser, D., Regal, C. A., Lehnert, K. W. & Holland, M. J. Mechanical resonators for storage and transfer of electrical and optical quantum states. *Phys Rev A* **87**, 53818 (2013).
- Forstner, S. *et al.* Sensitivity and performance of cavity optomechanical field sensors. *Photonic Sens* **2**, 259–270 (2012).
- Astafiev, O. *et al.* Resonance Fluorescence of a Single Artificial Atom. *Science* **327**, 840–843 (2010).

Acknowledgments

We would like to thank Garrett D. Cole for useful discussion on crystalline mirror materials. This work was partially funded by the Australian Research Council Centre of Excellence for Engineered Quantum Systems (EQUS), project number CE110001013 and Discovery Project DP140101638.

Author contributions

K.X., M.R.V. and J.T. each contributed to the original concept and the model. K.X. primarily wrote codes for simulations. All three wrote the manuscript.

Additional information

Supplementary information accompanies this paper at <http://www.nature.com/scientificreports>

Competing financial interests: K.X., M.R.V., and J.T. are co-inventors of the magnetic quantum interface described in this Report (internationally protected Australian Patent Application 2014900600).

How to cite this article: Xia, K.Y., Vanner, M.R. & Twamley, J. An opto-magneto-mechanical quantum interface between distant superconducting qubits. *Sci Rep.* **4**, 5571; DOI:10.1038/srep05571 (2014).



This work is licensed under a Creative Commons Attribution-NonCommercial-ShareAlike 4.0 International License. The images or other third party material in this article are included in the article's Creative Commons license, unless indicated otherwise in the credit line; if the material is not included under the Creative Commons license, users will need to obtain permission from the license holder in order to reproduce the material. To view a copy of this license, visit <http://creativecommons.org/licenses/by-nc-sa/4.0/>