


Book reviews

Books, videos, CD-ROMs, DVDs and any other relevant items submitted for a review in the BDJ should be addressed to:

Kate Maynard,
Assistant Editor,
British Dental Journal,
Nature Publishing Group,
4-6 Crinan Street,
London,
N1 9XW

THE NEUROBIOLOGY OF ORTHODONTICS: TREATMENT OF MALOCCLUSION THROUGH NEUROPLASTICITY



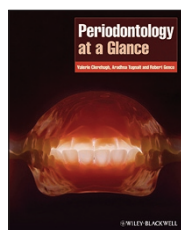
M. Z. Pimenidis
UK: Springer
price £126.00; pp 166
ISBN 9783642003950

This book reflects the relationship between the orofacial functions and the neurological activity of the brain. Through in-depth neurological knowledge the book demonstrates and educates on the effects of orofacial stimulation and function on the development of the stomatognathic system. The book describes how the development of malocclusions can occur or can be avoided depending on the orofacial sensory input. The comprehensive information about brain activity and the effects on the orofacial development allow better appreciation and diagnosis of the resulting malocclusions. The descriptions of the neurological and stomatognathic development enhance understanding of the effects of orthodontic treatment on the brain.

The literature is specialised towards orthodontic therapy and therefore is a recommended read for those practising orthodontics. However, even though it may not be initial resource material for an undergraduate or the general dental practitioner, it is highly recommended for those with an interest in orthodontics. Good knowledge of the orthodontic therapy effects on neurological activity is demonstrated and it would aid in the treatment planning and implementing of orthodontic treatment to achieve successful results.

S. Bhatt

PERIODONTOLOGY AT A GLANCE



V. Clerehugh, A. Tugnait,
R. J. Genco
UK: Wiley-Blackwell
price £24.99; pp 93
ISBN 9781405123839

This is a well-illustrated and clear reference text aimed at dental students as well as dental professionals seeking a 'refresher'. The book fulfils these roles well, offering a two-page, well-organised summary of each aspect of periodontology that is covered. The text is written by highly respected figures in the world of periodontology from the University of Leeds and the State University of New York.

The book has 43 different sections which are organised logically and allow the reader to build a good understanding of the topic. The layout is helpful and commences with the science and basic knowledge behind the various topics such as 'Anatomy of the periodontium', 'Role of plaque in the aetiology of periodontal diseases' and 'Host defences'. This is followed by the clinical implications of these and the techniques used in the treatment of periodontal disease, in sections such as 'Principles of periodontal diagnosis and treatment planning', 'Periodontal surgery', 'Plaque-induced gingivitis', 'Chronic and aggressive periodontitis' and finishing with 'The decision to treat or refer periodontal patients'.

Section 4: 'Role of plaque in the aetiology of host defences' is a particularly good section. It uses simple, well spaced out diagrams, tables and images to concisely summarise the microbiological basis of periodontal disease. Other useful topics include section 16: 'Periodon-


tal history, examination and diagnosis' and section 17: 'Periodontal screening'. These two sections are obviously closely linked and the author does well to outline the different methods in diagnosing periodontal disease, from BPE indexes to microbiological plaque sampling.

There are plenty of sections of a similar mould to those mentioned above where the information is clearly and logically set out. However, there are some that could be improved. For example, section 3: 'Periodontal epidemiology' contains far too much information for one double-page spread, causing the diagrams and tables to become too small and too close together, with the result being information presented in a way that I personally found harder to absorb. This problem is repeated in a couple of other topics throughout the book but to a lesser extent.

It must be stressed, however, that these less well-presented sections are definitely in a minority, and most of the book is extremely easy to read and understand. The book on the whole is an excellent aid to dental students and general dental practitioners keen to refresh their knowledge.

M. Parsons

DENTISTRY IN PRISONS – A GUIDE TO WORKING WITHIN THE PRISON ENVIRONMENT



S. Hancock (ed)
UK: Stephen Hancock Ltd
price £34.95 (£59.95 with 3 hours' CPD); pp 88
ISBN 97809546 145

This pioneering textbook was recently launched at the National Association of Prison Dentistry. It is aimed at dental