

## Publisher Correction: Museum of spatial transcriptomics

Lambda Moses  and Lior Pachter 

Correction to: *Nature Methods* <https://doi.org/10.1038/s41592-022-01409-2>, published online 10 March 2022.

In the version of this article initially published, there were errors in the *y*-axis labels in Fig. 3j. From top down, the first two labels, now reading “Python” and “R”, were transposed. The correction has been made in the HTML and PDF versions of the article.








Published online: 19 April 2022

<https://doi.org/10.1038/s41592-022-01494-3>

© The Author(s), under exclusive licence to Springer Nature America, Inc. 2022

## OPEN

## Publisher Correction: SLEAP: A deep learning system for multi-animal pose tracking

Talmo D. Pereira , Nathaniel Tabris , Arie Matsliah, David M. Turner, Junyu Li, Shruthi Ravindranath, Eleni S. Papadoyannis, Edna Normand, David S. Deutsch , Z. Yan Wang, Grace C. McKenzie-Smith, Catalin C. Mitelut, Marielisa Diez Castro, John D’Uva, Mikhail Kislin , Dan H. Sanes, Sarah D. Kocher, Samuel S.-H. Wang , Annegret L. Falkner, Joshua W. Shaevitz  and Mala Murthy 

Correction to: *Nature Methods* <https://doi.org/10.1038/s41592-022-01426-1>, published online 4 April 2022.

In the version of this article initially published, there were errors in the affiliations shown for John D’Uva. The correct affiliations should read: <sup>1</sup>Princeton Neuroscience Institute, Princeton University, Princeton, NJ, USA; <sup>2</sup>Department of Molecular Biology, Princeton University, Princeton, NJ, USA; and <sup>3</sup>Present address: Department of Biomedical Engineering, Johns Hopkins University School of Medicine, Baltimore, MD, USA. Further, the source data files for Extended Data Figs. 5 and 6 were initially listed as source data for Extended Data Figs. 4 and 5. The files have been revised online and the errors corrected in the HTML and PDF versions of the article.



**Open Access** This article is licensed under a Creative Commons Attribution 4.0 International License, which permits use, sharing, adaptation, distribution and reproduction in any medium or format, as long as you give appropriate credit to the original author(s) and the source, provide a link to the Creative Commons license, and indicate if changes were made. The images or other third party material in this article are included in the article’s Creative Commons license, unless indicated otherwise in a credit line to the material. If material is not included in the article’s Creative Commons license and your intended use is not permitted by statutory regulation or exceeds the permitted use, you will need to obtain permission directly from the copyright holder. To view a copy of this license, visit <http://creativecommons.org/licenses/by/4.0/>.

Published online: 25 April 2022

<https://doi.org/10.1038/s41592-022-01495-2>

© The Author(s) 2022

## Publisher Correction: The SpliZ generalizes ‘percent spliced in’ to reveal regulated splicing at single-cell resolution

Julia Eve Olivieri , Roozbeh Dehghannasiri  and Julia Salzman 

Correction to: *Nature Methods* <https://doi.org/10.1038/s41592-022-01400-x>, published online 3 March 2022.

In the version of this article originally published, the corresponding author Julia Salzman was also listed as an equal contributor, in error. The error has been corrected in the HTML and PDF versions of the article.

Published online: 25 April 2022

<https://doi.org/10.1038/s41592-022-01500-8>

© The Author(s), under exclusive licence to Springer Nature America, Inc. 2022