

ARTICLE

Received 6 Aug 2014 | Accepted 27 Dec 2014 | Published 30 Jan 2015

DOI: 10.1038/ncomms7181

OPEN

Ultimately short ballistic vertical graphene Josephson junctions

Gil-Ho Lee^{1,†}, Sol Kim¹, Seung-Hoon Jhi¹ & Hu-Jong Lee¹

Much efforts have been made for the realization of hybrid Josephson junctions incorporating various materials for the fundamental studies of exotic physical phenomena as well as the applications to superconducting quantum devices. Nonetheless, the efforts have been hindered by the diffusive nature of the conducting channels and interfaces. To overcome the obstacles, we vertically sandwiched a cleaved graphene monoatomic layer as the normal-conducting spacer between superconducting electrodes. The atomically thin single-crystalline graphene layer serves as an ultimately short conducting channel, with highly transparent interfaces with superconductors. In particular, we show the strong Josephson coupling reaching the theoretical limit, the convex-shaped temperature dependence of the Josephson critical current and the exceptionally skewed phase dependence of the Josephson current; all demonstrate the *bona fide* short and ballistic Josephson nature. This vertical stacking scheme for extremely thin transparent spacers would open a new pathway for exploring the exotic coherence phenomena occurring on an atomic scale.

¹Department of Physics, Pohang University of Science and Technology, Pohang 790-784, Republic of Korea. † Present address: Department of Physics, Harvard University, Cambridge, Massachusetts 02138, USA. Correspondence and requests for materials should be addressed to H.-J.L. (email: hjlee@postech.ac.kr).

Diverse nanometre-scale hybrid superconducting devices^{1,2}, that is, two superconductors (S) coupled by a normal-conducting (N) insert, have been utilized for field-effect supercurrent transistors^{3–5}, quantum electron pumps⁶, gate-tunable quantum systems⁷ and, more recently, hybrid topological-insulator systems in search for the Majorana fermionic excitation states^{8,9}. However, these efforts have often been hindered by non-ideal S–N contact characteristics and weak superconducting coherence, attributed to the short electronic mean free path (l) and/or a short superconducting coherence length (ξ), compared with the channel length (L) between the two superconducting electrodes.

A promising scheme for realizing short ($L < \xi$) and ballistic ($L < l$) Josephson junctions (JJs) is combining superconductors with the two-dimensional electron gas (2DEG) in semiconductor heterostructures with remarkably long l ($= 10\text{--}100\text{ }\mu\text{m}$). However, detrimental etching processes, required to access the 2DEG layer imbedded deep inside the heterostructure or to remove the native surface oxides, seriously reduces l of the contact¹⁰ down to $\sim 10\text{ nm}$. This results in the diffusive behaviour of the JJs, although the junction channel retains the ballistic character¹¹. Recently, graphene has been adopted for JJ fabrication^{5,7,12}, where charge carriers behave as massless chiral relativistic particles with Cooper pair formation between time-reversal symmetric carriers in opposite valleys. Even for graphene, with high carrier mobility and good superconducting contacts, however, a graphene-based JJ remains diffusive in nature. The major obstacle is that the junction channel length ($L = 30\text{--}300\text{ nm}$), in conventional planar geometry, cannot be arbitrarily shortened but is limited by the resolution of the electron (e)-beam nanofabrication method^{3–5,7,13}. In atomic break junctions^{14,15}, L can be reduced to the atomic scale. But the limited number of conducting channels in the break junction leads to substantially weakened Josephson coupling, making the junction prone to enhanced fluctuations¹⁴, both quantum and classical. In addition, independent control over multiple atomic constrictions on a single substrate would be unviable, making it difficult to scale up the devices for practical applications.

Here we demonstrate the fabrication and transport characterization of highly transparent vertical graphene-based JJs with atomic-scale channel length and the scalability along lateral directions. Our devices show the short ballistic Josephson nature with strong Josephson coupling reaching the theoretical limit, the temperature dependence of the Josephson critical current and the phase dependence of the Josephson current that are consistent with the theoretical prediction.

Results

Vertical graphene Josephson junctions. In this study, we used defect-free and single-atom-thick exfoliated graphene as a normal-metallic insert for a graphene JJ (Fig. 1c) in a vertical geometry (Fig. 1b) to overcome both the lithographical limitations in planar geometry (Fig. 1a) and poor scalability of the atomic break junctions (see Methods for fabrication details). Scanning transmission electron microscopy (Fig. 1d) and electron energy loss spectroscopy (Fig. 1e) images of the same junction cross-section confirmed that the monolayer graphene formed an atomically sharp interface with the Ti adhesion layers. Indeed, vertical graphene JJs (vGJJs) have an atomically short channel length of $L = 0.4\text{ nm}$, corresponding to the thickness of a single graphene layer, with scalable lateral dimensions (Supplementary Fig. 1). In addition, the excellent chemical inertness of graphene and e-beam nanofabrication for direct deposition of metallic electrodes on both sides of the graphene, combined with the ‘flip-transfer’ technique¹⁶, allowed achieving almost perfect transparency of the S–N contacts.

Strong Josephson coupling in vertical graphene Josephson junctions. Below the superconducting critical temperature of the electrodes ($T_{c,b} = 0.75\text{ K}$ and $T_{c,t} = 1.00\text{ K}$ for the bottom and top electrodes, respectively), the proximity effect^{1,2} induces superconductivity in the graphene layer along with Josephson coupling, represented by the current–voltage (I – V) characteristics of vGJJ (JJ2) in Fig. 2a. As the bias current increased, the zero-resistance supercurrent state abruptly jumped to the resistive state




Figure 1 | Vertical graphene Josephson junction. (a) In a planar-junction geometry, the reduction of the junction length, L , is limited by the roughness of the electrode edges. (b) In a vertical-junction geometry, L is replaced by the thickness of a single graphene layer, even with rough electrode edges. (c) Scanning electron microscopy image of four nominally identical vertical graphene Josephson junctions (vGJJs). The behaviour of the junction JJ2 was described in detail in the text; MAR was measured in the other junctions (JJ1 and JJ3) to estimate superconducting gap. Monolayer graphene, whose boundary is denoted by a green-dashed line, is sandwiched between the top and bottom Ti/Al/Au superconducting electrodes. In a four-probe measurement setup, the current was biased between $I+$ and $I-$, along with simultaneous measurements of the voltage drop between $V+$ and $V-$. Scale bar, $5\text{ }\mu\text{m}$. (d) High-resolution bright-field spherical-aberration-corrected scanning transmission electron microscopy (STEM) image of the cross-section of a vGJJ. The monolayer graphene sheet was atomically in contact with the titanium layer. The highest-intensity peak at the interface corresponded to a width of $\sim 0.44 \pm 0.01\text{ nm}$, which was identical to the thickness of monolayer graphene. Scale bar, 5 nm . (e) Electron energy loss spectroscopy image of the same area as the STEM image in d. Red (yellow) colour denotes the titanium (carbon) element. The monolayer graphene consisting of carbon atoms was sandwiched by two 8-nm -thick titanium adhesion layers. Scale bar, 5 nm .

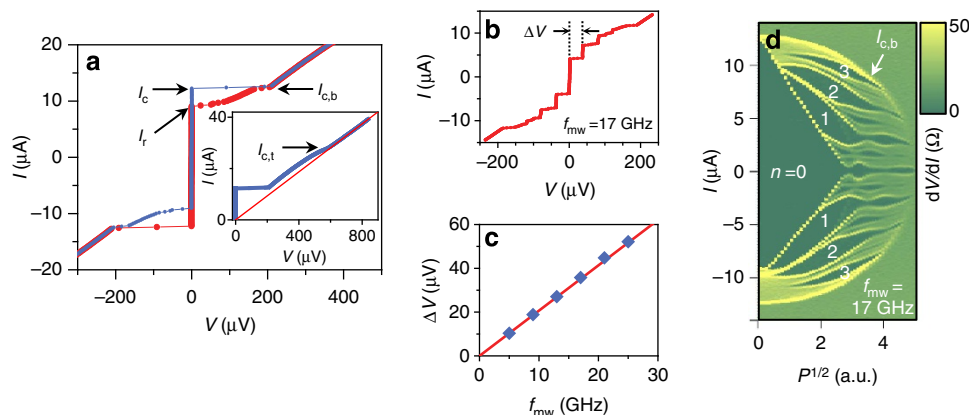


Figure 2 | Josephson coupling through graphene. (a) Current-voltage (I - V) characteristics of the junction JJ2, measured at the base temperature of 50 mK with a current sweep from negative to positive (blue dots) and vice versa (red dots), exhibited hysteretic behaviour, which may have been of thermal origin³⁸. Critical currents of the JJ (I_c), the bottom electrode ($I_{c,b}$), the top electrode ($I_{c,t}$) and the retrapping current (I_r) are denoted by arrows. I_c and $I_{c,b}$ coincide with each other at the base temperature. (Inset) I - V characteristics using an expanded scale show the critical current of the top electrode ($I_{c,t}$), above which the I - V characteristics exhibited linear behaviour, represented by the red line passing through the origin with normal-state resistance, R_N . $I_{c,b}$ and $I_{c,t}$ may have been decreased by self-heating in the junction, because they appeared after the JJ switched to the resistive state, whereas I_c itself was free from self-heating. (b) Shapiro steps under microwave exposure of frequency $f_{mw} = 17$ GHz and amplitude $P^{1/2} = 1.8$ (a.u.), occurring in steps of 35.8μ V. (c) Measured ΔV under microwaves of various f_{mw} (symbols) showed good agreement with the ac Josephson relation of $\Delta V = (h/2e)f_{mw}$ (line). (d) Colour-coded plot of dV/dI as a function of the bias current and $P^{1/2}$ at a fixed frequency of $f_{mw} = 17$ GHz; higher-order Shapiro steps were observed.

at the junction critical current of $I_c = 13.3 \mu$ A. Above the critical currents of both electrodes ($I_{c,b}$ and $I_{c,t}$ for the bottom and top electrodes, respectively), the I - V curves became linear crossing the origin with the normal-state resistance of $R_N = 21.4 \Omega$ (inset of Fig. 2a). We will see in Fig. 5 that, according to the first-principle calculation for the atomic structure of vGJJ, a potential barrier emerges at a graphene/Ti interface, which makes a main contribution to R_N . Whereas, Ti/Al metal-to-metal interfaces are highly transparent and lead to a very low R_N ($\sim 0.1 \Omega$) in an Al/Ti/Al junction of a control experiment (see Methods).

The $I_c R_N$ product is an important junction parameter that represents the characteristic quality of a JJ, without the sample-specific geometrical factors². The $I_c R_N$ product reaches 285μ V, corresponding to $2.59 \Delta_0/e$, with superconducting gap $\Delta_0 = 110 \mu$ eV determined by measurements of the multiple Andreev reflection (MAR; see Methods). Here, Δ_0 ($= 2\Delta_t \Delta_b / (\Delta_t + \Delta_b)$) is the combined superconducting gap energy¹⁷ for the unidentical gap energy of top (Δ_t) and bottom (Δ_b) aluminium electrodes. The normalized value of $eI_c R_N / \Delta_0$ ($= 2.59$) exceeds the theoretical limit $[(eI_c R_N / \Delta_0)_{\max} = 2.07]$ for a JJ in the short ($L < \xi$) and diffusive ($L > l$) regime^{1,18}, despite the fact that the observed I_c may have been underestimated owing to the quantum and thermal fluctuations², and the instrumental noise. The normalized $I_c R_N$ product is also in sharp contrast to the maximal values reported for superconductor-normal conductor-superconductor (S-N-S) proximity JJs incorporating 2DEG (ref. 19) (~ 0.9), single-crystalline nanowires²⁰ (~ 1.5), graphene⁵ (~ 1.0), suspended graphene¹² (~ 0.3) and graphene-based superconducting quantum interference device (SQUID)²¹ (~ 1.0), all of which are substantially below the upper limit (2.07) for a short diffusive JJ. The large $I_c R_N$ product of our vGJJ, in sharp discord with the short diffusive character, is explicable by the short ballistic character^{1,22} ($L < \xi$, l) of the junction, where the value of $eI_c R_N / \Delta_0$ can reach π maximally but is reduced depending on the I_c -reduction factor α introduced below. It would be a subtle issue to consider the atomic vertical transport of vGJJ in terms of the mesoscopic parameters such as l and ξ . vGJJ turns out to be a unique system in which its vertical transport is microscopic in nature while the in-plane dimensions are in mesoscopic scales. Here, we extend the well-established mesoscopic theory of

proximity JJs to describe vGJJ as an extreme case of atomically short L . As shown later, this approach successfully describes the observed features of vGJJs with short ballistic characters of JJs. We consider the Ti layers as parts of the superconducting electrodes with the proximity-induced gap that is the same as that of adjacent Al layers, since Ti layers are much thinner than ξ in Ti, ~ 140 nm (see also the solutions for the Usadel equation in Discussion). The dependence of $I_c R_N$ product on sample-specific contact characteristics is also discussed in Supplementary Fig. 2.

Applying microwave irradiation of frequency f_{mw} results in a series of quantized voltage plateaus (known as Shapiro steps²) at $V_n = nhf_{mw}/2e$ in the I - V curves, as shown in Fig. 2b (n is an integer and h is Planck's constant). The appearance of Shapiro steps by the ac Josephson effect rigorously confirms that the supercurrent originated from Josephson coupling, rather than artefacts such as electrical shorting across the junction. In addition, the in-plane magnetic field dependence of I_c , known as the Fraunhofer pattern², further supports the establishment of genuine Josephson coupling (Supplementary Fig. 3). In Fig. 2c, the voltage step height, ΔV , and f_{mw} in the range of 5–25 GHz showed good agreement with the expected linear relationship, $\Delta V = (h/2e)f_{mw}$. Shapiro steps, represented as zero differential resistance ($dV/dI = 0$) in Fig. 2d, exhibited quasi-periodic oscillations with increasing microwave amplitude $P^{1/2}$ in the current range bounded by $I_{c,b}$ ($< I_{c,t}$), above which the bottom electrode becomes normal, losing Josephson coupling along with disappearance of the Shapiro steps. Figure 2c also reveals fractional Shapiro steps for $n^* = n/2$ and $n/3$, which implies a nonsinusoidal current-phase relation (CPR) for the junction, which will be further discussed later (see also Supplementary Fig. 4).

Temperature dependence of the critical current. Having established strong Josephson coupling in the vGJJ, we now discuss its temperature (T) dependence in detail. The T dependence of I_c , identified as the bright local maximum curves of dV/dI in Fig. 3a, showed two uncommon features. One is that I_c appeared immediately below the electrode critical temperatures (in this case, $T_{c,b}$), that is, the junction critical temperature ($T_{c,jj}$) is identical to $T_{c,b}$, indicating the establishment of strong Josephson coupling in the

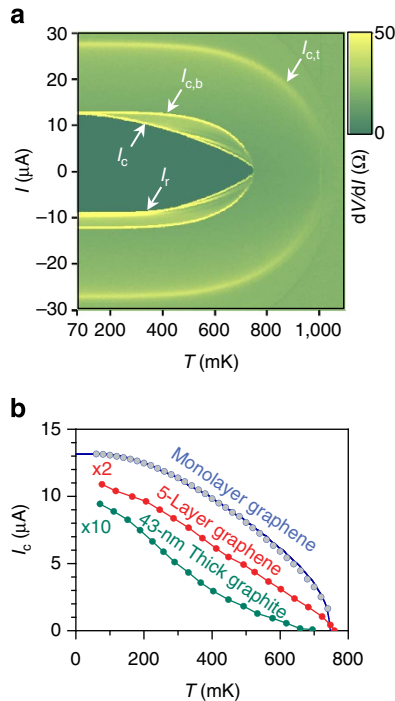


Figure 3 | Temperature dependence of the junction critical current.

(a) Colour-coded plot of dV/dI , measured with a current sweep from negative to positive as a function of temperature T . $T_{c,b(t)}$ was determined as the temperature where the critical current $I_{c,b(t)}$ vanished at the interface between the bottom (top) electrode and graphene. Above the critical temperatures of $T_{c,b}$ and $T_{c,t}$ at the bottom and top electrodes, respectively, dV/dI became equal to the normal-state resistance, R_N . (b) Experimentally measured I_c (blue symbols) of monolayer graphene vGJJ (JJ2), along with the best-fit curve to the short ballistic junction characters (blue line). Temperature dependences of I_c for vGJJs made of five-layer graphene (red symbols) and 43-nm-thick graphite (green symbols). Lines are provided as guides.

vGJJ. In ordinary proximity JJs, $T_{c,JJ}$ is noticeably below the critical temperature of the electrodes ($\Delta T \sim 0.3$ K, ~ 0.1 K and ~ 1.6 K for Nb-2DEG-Nb (ref. 19), Al-nanowire-Al²⁰ and Pb-graphene-Pb JJs²³, respectively) because sufficiently strong superconductivity of the electrodes is required for discernible Josephson coupling to be established. Another uncommon feature is that I_c decreases with a convex-shaped T dependence, that is, $d^2I_c(T)/dT^2 < 0$, up to $T_{c,JJ}$. Whereas, diverse proximity JJs studied to date have shown a concave-shaped or exponentially decaying $I_c(T)$ for T close to $T_{c,JJ}$, which is a typical long-junction behaviour. As L is increased with thicker graphite flakes, the convex-shaped $I_c(T)$ gradually changed to a concave-shaped or exponential decay (Fig. 3b and Supplementary Fig. 5). The convex-shaped $I_c(T)$, especially close to $T_{c,JJ}$, was predicted uniquely for JJs in the short-junction limit²² in the 1970s; however, its experimental observation has seldom been reported except for a few recent reports in high- T_c edge JJs, although values of the $I_c R_N$ product of the junctions fall far below the gap value.

For more compelling evidence for the short ballistic character of vGJJ, we performed a quantitative analysis on $I_c(T)$. From a microscopic viewpoint, the Josephson current in the ballistic regime is carried by discrete energy states of Andreev-reflected coherent electron-hole pairs, referred to as an Andreev-bound state (ABS)²⁴. This ABS has recently been experimentally demonstrated as a new test bed for quantum information devices, that is, the Andreev-level qubit²⁵. For $L < \xi$, Josephson coupling is established by a single pair of ABS per conducting

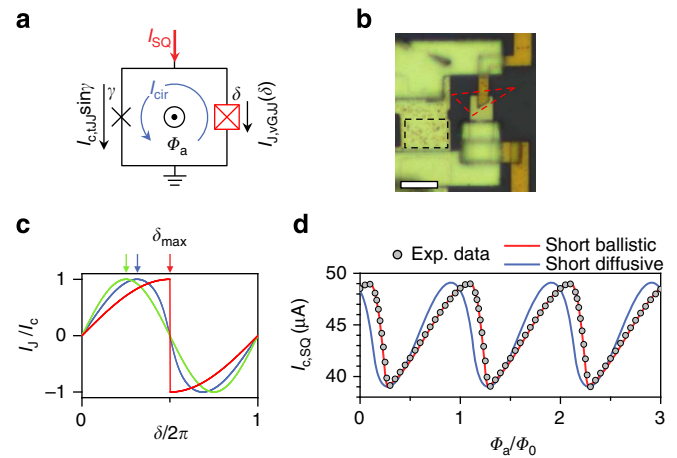


Figure 4 | Measurements of the current-phase relation. (a) Schematic diagram of a dc-superconducting quantum interference device (SQUID) containing a TJ of phase difference γ and a vGJJ of phase difference δ in a superconducting loop. (b) Optical micrograph from the SQUID interferometer used in this study. The TJ and monolayer graphene are denoted by black- and red-dotted lines, respectively. Scale bar, 5 μm . (c) A highly skewed CPR for an ideal short ballistic JJ with $\tau = 1$ ($\delta_{max} = \pi$; red line), a skewed CPR for a short diffusive JJ ($\delta_{max} = 0.63\pi$; blue line), and a sinusoidal CPR for TJs with $\tau = 0$ ($\delta_{max} = \pi/2$; green line). δ_{max} , denoted by an arrow for each case, represents the phase difference at which I_j is maximized. (d) Experimentally measured magnetic field dependence of the critical current of the SQUID at the base temperature, $I_{c,SQ}$ (symbols), was in very good agreement with the expected variation calculated by the short ballistic theory of a JJ (red line) with fitting parameter $\tau = 0.99$. The theory for a short diffusive JJ (blue line) cannot account for the highly skewed experimental data.

channel in the graphene layer, with an energy of $E^\pm(\delta, \tau) = \pm \Delta_0 \sqrt{1 - \tau \sin^2 \delta/2}$, where τ is the junction transparency, and δ is the macroscopic quantum phase difference between the two superconducting electrodes. Here, τ is the ensemble-averaged transparency out of $\sim R_Q/R_N \sim 10^3$ conducting channels, representing the overall behaviour of the junction ($R_Q = h/e^2$ is the quantum resistance). In thermal equilibrium at T , the Josephson current is given by $I_j(\delta, \tau, T) = I_A^+(\delta, \tau) f_T(E^+(\delta, \tau)) + I_A^-(\delta, \tau) f_T(E^-(\delta, \tau))$, where $I_A^\pm(\delta, \tau) = (2e/\hbar) \partial E^\pm(\delta, \tau) / \partial \delta$ is the Josephson current carried by an ABS pair and $f_T(x) = 1/(e^{x/k_B T} + 1)$ is the Fermi-Dirac distribution function ($\hbar = h/2\pi$ and k_B is Boltzmann constant). Consequently, the CPR of a short ballistic JJ is given by:

$$I_j(\delta, \tau, T) = \frac{\pi \Delta_0}{2eR_N} \frac{\sin \delta}{\sqrt{1 - \tau \sin^2 \delta/2}} \tanh\left(\frac{\Delta_0}{2k_B T} \sqrt{1 - \tau \sin^2 \delta/2}\right). \quad (1)$$

In a current-biased configuration, δ can have an arbitrary value, where I_c corresponds to the maximum value of I_j with respect to δ , that is, $I_c(\tau, T) = \max_\delta [I_j(\delta, \tau, T)]$. As shown in Fig. 3b, the short ballistic character (black solid curve), obtained from equation (1), is in excellent agreement with the experimental data (symbols), showing a convex-shaped $I_c(T)$ with two best-fit parameters: τ ($= 0.98$) and α ($= 0.93$). High transparency almost reaching the ideal value of $\tau = 1$ reflects the high quality S-N interfaces in our device. Here, α parameterizes the reduction of measured I_c compared with the theoretical limit. The 7% reduction can be accounted for by premature switching due to fluctuations² and/or instrumental noise, the Fermi-velocity mismatch at the S-N interfaces or the inverse proximity effect on the electrodes by graphene²⁶.

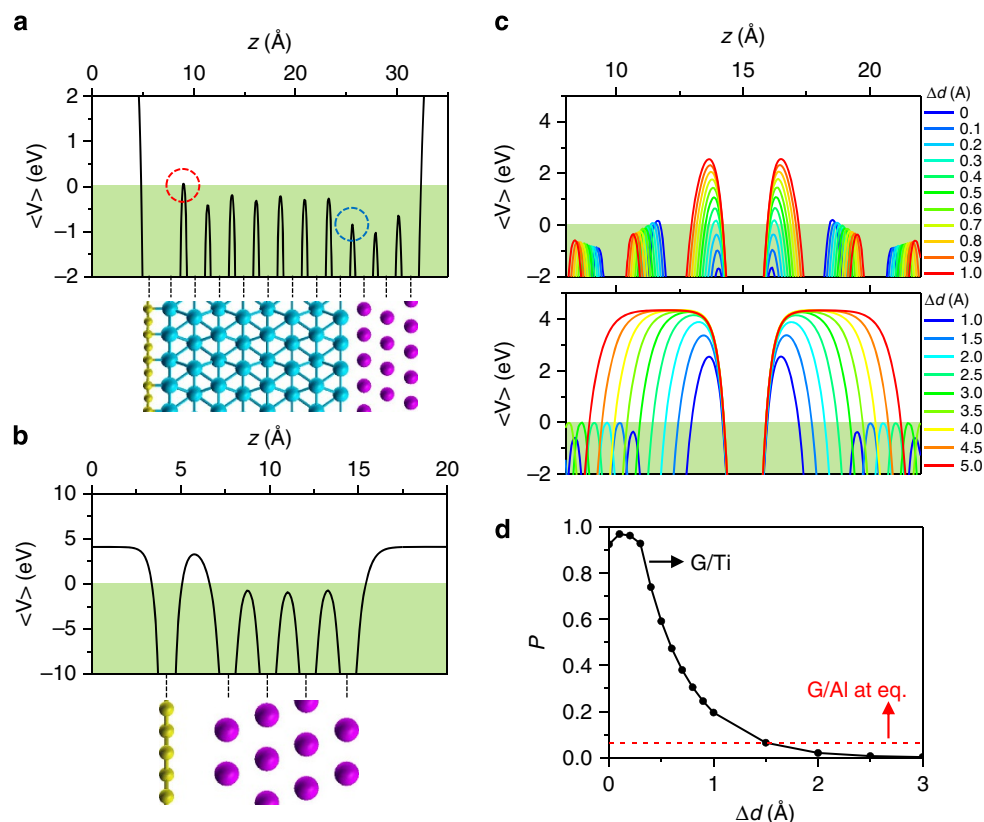


Figure 5 | Calculation of interfacial potential barriers. (Upper panels) Electrostatic potential $\langle V \rangle(z)$ averaged over the xy plane (a) for graphene (G)/titanium (Ti)/aluminium (Al), and (b) for G/Al. The Fermi level is adjusted to zero. (Lower panels) Atomic structure of G (yellow)/Ti (blue)/Al (purple). (c) $\langle V \rangle(z)$ at Ti/G/Ti structure with varying distance between G and Ti layers (upper panel) for $\Delta d = 0$ –1.0 Å in steps of 0.1 Å and (lower panel) for $\Delta d = 1.0$ –5.0 Å in steps of 0.5 Å. (d) Numerical calculations of quantum tunnelling probability P through the potential barrier at G/Ti interface as a function of Δd . Red dashed line represents P through the potential barrier of direct interface between G and Al layer.

Current-phase relation measurements. For a rigorous confirmation of the short ballistic nature of the vGJJ and its potential application to Andreev-level qubits, it is essential to directly measure the CPR, $I_J(\delta)$, which is closely related to the energy spectrum of the ABS. According to equation (1), a short ballistic JJ with $\tau = 1$ has a highly skewed nonsinusoidal CPR (red curve in Fig. 4c), distinctively different from the CPR of a short diffusive JJ (blue curve; calculated from the Usadel equations given in ref. 18) and the sinusoidal CPR of a conventional tunnelling JJ (tJJ) in the limit of $\tau = 0$ (green curve). Since the current-bias measurement is not sufficient for the CPR measurements, we performed phase-sensitive SQUID interferometry with varying δ , which captured the essence of the microscopic processes related to Josephson coupling¹⁵. The CPR measurement setup was based on an asymmetric dc-SQUID (Fig. 4a), which consisted of an Al/AlO_x/Al tJJ of phase difference γ as a reference junction and a vGJJ as the subject junction under investigation of CPR [$I_{J,vGJJ}(\delta)$], imbedded in a superconducting loop. The phase difference in the vGJJ, imposed by the relationship $\delta = \gamma + 2\pi\Phi_a/\Phi_0$, was controllable by an external magnetic flux, Φ_a , threading the SQUID loop (see Methods for the screening effect correction). Here, $\Phi_0 = h/(2e)$ is the magnetic flux quantum. In the limit of a much larger critical current for the tJJ ($I_{c,tJJ}$), compared with that of the vGJJ ($I_{c,vGJJ} = \max[I_{J,vGJJ}(\delta)]$), the critical current of the SQUID, $I_{c,SQ} = \max[I_{c,tJJ}\sin\gamma + I_{J,vGJJ}(\delta)]$, is dominated by the tJJ for $\gamma \sim \pi/2$, such that $I_{c,SQ}(\Phi_a) \sim I_{c,tJJ} + I_{J,vGJJ}(2\pi\Phi_a/\Phi_0 + \pi/2)$. Thus, in principle, the magnetic flux dependence of $I_{c,SQ}$ directly represents the CPR of the vGJJ.

In the SQUID interferometer shown in Fig. 4b, the tJJ was designed to have a much larger $I_{c,tJJ}$ ($= 44.1 \mu\text{A}$) than $I_{c,vGJJ}$

($= 5.1 \mu\text{A}$). $I_{c,SQ}$ as a function of Φ_a (symbols in Fig. 4d) exhibited a highly asymmetric, skewed CPR of the vGJJ, which was well described by the best-fit $I_{c,SQ}(\Phi_a)$ for a short ballistic JJ calculated using equation (1) (red curve), with the fitting parameter $\tau = 0.99$. However, the short diffusive character (blue curve) could not account for the high skewedness of the observed $I_{c,SQ}(\Phi_a)$. Thus, our CPR measurements provided irrefutable evidence for the short ballistic nature of vGJJs and the spectrum of the ABS. Qualitatively, the same behaviour was consistently obtained from other vGJJs prepared in a similar fashion (Supplementary Fig. 6).

Calculation for the potential barriers at the interfaces. To examine the characteristics of the interfaces, we performed the first-principles calculations using Vienna *Ab Initio* Simulation package²⁷. We adopted the generalized gradient approximation²⁸ augmented with the Tkatchenko–Scheffler van der Waals correction²⁹ for the exchange–correlation of electrons. The cutoff energy for the plane wave-basis expansion was set to be 400 eV. The atomic relaxation was continued until the Hellmann–Feynman forces acting on the atoms were $< 0.01 \text{ eV } \text{\AA}^{-1}$ (ref. 30). Here, to investigate potential barriers, if any, that emerge at graphene (G)/Ti and Ti/Al interfaces, we modelled atomic structure of vGJJ that consisted of 2×2 unit cell of graphene/eight-atom-thick Ti(0001)/three-atom-thick Al(111) slabs stacked along the z axis (visualized in the lower panel of Fig. 5a), and the vacuum region between the slabs was set to 15 Å. The grid for Brillouin zone sampling was set to $15 \times 15 \times 1$ for relaxation and to $31 \times 31 \times 1$ for charge density calculation. Calculated electrostatic potential $\langle V \rangle(z)$ averaged over the xy plane is shown in the upper panel of Fig. 5a with the same length scale as

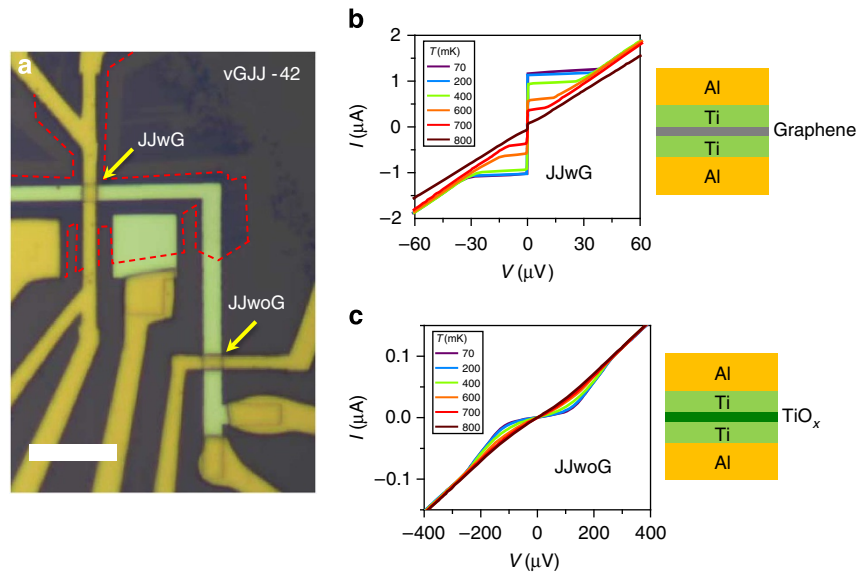


Figure 6 | Vertical graphene Josephson junctions with and without graphene insertion. (a) Optical image of vGJJ devices with graphene (JJwG) and without graphene (JJwoG). Bottom electrode looks brighter than yellowish-coloured top electrode. Scale bar, 10 μm. (b) *I*-*V* curves of the JJwG at various temperatures and the schematic of JJwG. (c) *I*-*V* curves of the JJwoG show an insulating behaviour similar to those of a superconductor-insulator-superconductor junction with the Josephson current completely suppressed. Schematic structure of JJwoG is shown.

in the lower panel. There appears a narrow potential barrier (red dotted circle) above the Fermi level with height (U) of ~ 170 meV and width (s) of 0.22 \AA . The barrier is located between the first and the second Ti layers. This is mainly owing to the expansion of Ti atomic distance as a result of the charge transfer from Ti to G. On the other hand, at the Ti/Al interface (blue dotted circle), there is no potential barrier, which implies an ideal contact between two metallic materials. In the case of G/Al interface in Fig. 5b, however, there appears a much larger and wider potential barrier than that in G/Ti. This justifies that Ti constitutes an adhesion layer between graphene and aluminium electrodes. For a more detailed analysis of the potential barrier at G/Ti interface, we investigated dependence of $\langle V \rangle(z)$ on the distance (d) between G and Ti slabs in terms of $\Delta d \equiv d - d_{\text{eq}}$ with $d_{\text{eq}} (= 2.24 \text{ \AA})$, the equilibrium distance (Fig. 5c). As Δd increases, the potential barrier between the first and the second Ti layers gradually decreases and vanishes above $\Delta d \sim 0.3 \text{ \AA}$, but a new barrier appears at the G/Ti interface with U saturating to the workfunction of Ti (~ 4.3 eV). At sufficiently low temperature ($k_B T \sim 4 \text{ \mu eV} \ll U$) and low bias voltage ($V_b \sim 10 \text{ \mu eV} \ll U$), electronic transport through the potential barrier solely arises from the quantum tunnelling. With slowly varying potential $U(z)$, tunnelling probability P can be numerically calculated using Wentzel-Kramers-Brillouin (WKB) approximation as:³¹

$$P = \exp \left[-2\beta \frac{\sqrt{2mU}}{\hbar} s \right], \quad (2)$$

where the average potential is:

$$\bar{U} = \frac{1}{s} \int_{s_1}^{s_2} U(z) dz, \quad (3)$$

the dimensionless correction factor is:

$$\beta = 1 - \frac{1}{8\bar{U}^2 s} \int_{s_1}^{s_2} [U(z) - \bar{U}]^2 dz, \quad (4)$$

and m is the electron mass. s_1 and s_2 represent the start and the end point of the potential, respectively. In Fig. 5d, calculated P exhibits an exponential decay (black symbols) with Δd . However, it is close to unity near the equilibrium point

($\Delta d < 0.3 \text{ \AA}$), which indicates the ohmic transport through the barrier with high transparency rather than tunnelling conduction. This supports that the vGJJ behaves as a S-N-S JJ, rather than a tJJ. Compared with transparent G/Ti interface, G/Al shows much suppressed $P \sim 0.1$ (red dotted line in Fig. 5d).

Discussion

We clarify the role of graphene in vGJJ by comparing two different types of vertical JJs with (JJwG in Fig. 6a) and without (JJwoG in Fig. 6a) graphene insertion on the same substrate. Here, the graphene was a bilayer. The JJwG shows typical *I*-*V* curves of JJ with finite critical current and normal resistance of $R_N \sim 30 \Omega$ as shown in Fig. 6b. However, the JJwoG shows an insulating behaviour with much larger $R_N \sim 3 \text{ k}\Omega$ (Fig. 6c). During the device fabrication processes of JJwoG, the part of Ti layer that has not been covered with graphene and exposed to the ambient environment was oxidized as shown in the schematic plot of Fig. 6c and gave degraded interfacial characteristics^{32,33}. This implies that even the holes and defects that may have been accidentally present in the graphene could not short the junction. Next, we removed the oxidized titanium layer by *in situ* Ar ion beam etching and evaporated 70-nm-thick Ti layer and 300-nm-thick Al layer in sequence, fabricating oxide-layer-free Ti-based vertical junction (Ti-vJ), shown in Fig. 7a. At the base temperature, Ti-vJ showed much smaller R_N ($\sim 0.1 \Omega$) and much larger I_c ($> 60 \text{ \mu A}$) compared with typical values of vGJJs (Fig. 7b), which indicates that the normal-metallic thin Ti layer showed a resistance too low to produce a 'weak-link' JJ. In other words, the Ti-vJ as a whole constituted a single Al superconductor rather than a weak link JJ. In contrast, a graphene layer, although atomically thin, gave an effective weak link for the short ballistic proximity JJ. This emphasizes the uniqueness of graphene as an insertion material between superconductors for realizing the short ballistic proximity Josephson coupling.

We examine whether the Ti adhesion layer in a vGJJ should be considered as a normal metal or a superconductor by numerically calculating the proximity-induced superconducting gap Δ_{Ti} using quasi-classical Green's function method. Usadel³⁴ applied Eilenberger's quasi-classical equilibrium theory³⁵ to dirty

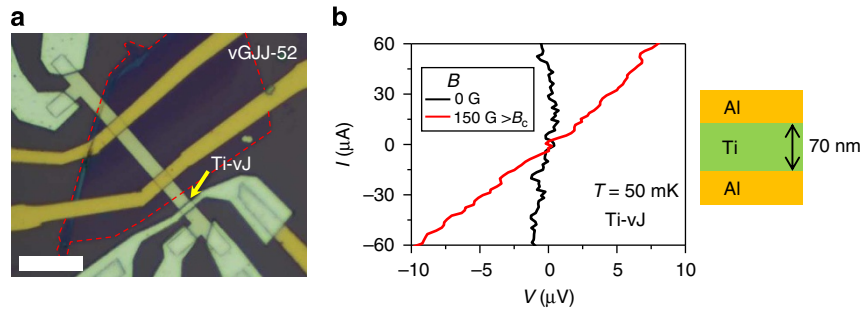


Figure 7 | Titanium-based vertical junction. (a) Optical image of Ti-vJ device is denoted by an arrow. Red dotted line outlines the region of few-layer graphene. Scale bar, 10 μm . (b) Current-voltage (I - V) curves of the Ti-vJ measured in zero magnetic field, B (black curve), and $B = 150$ G, which is larger than the critical magnetic field of aluminium, B_c (red curve). Schematic structure of Ti-vJ is shown on the right panel.

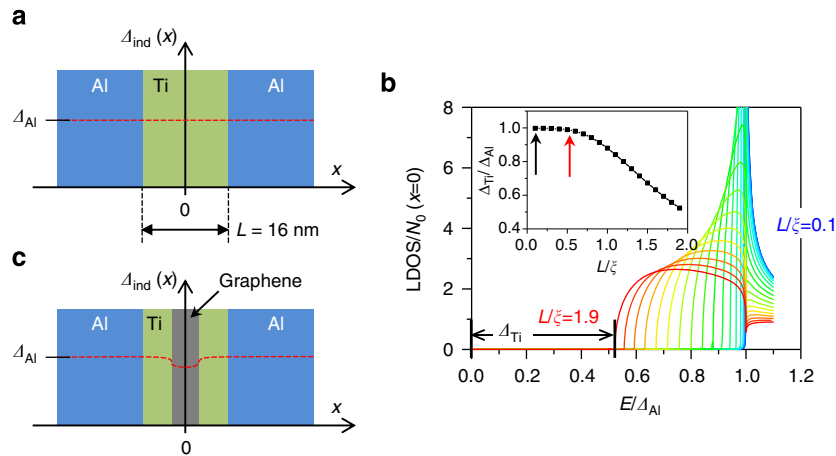


Figure 8 | Proximity-induced superconducting gap. (a) Proximity-induced superconducting gap, Δ_{ind} , is denoted by the red dashed line for aluminium (Al)/titanium (Ti)/Al JJ. L is the junction length between the two Al layers. (b) Normalized LDOS at the centre of Ti layer calculated for the structure of **a**. Inset, L dependence of $\Delta_{\text{Ti}} = \Delta_{\text{ind}}(0)$. Black and red arrows indicate the case of $L = 16$ and 70 nm, respectively. (c) Schematic configuration of a vGJJ and Δ_{ind} (red dashed line).

superconductors adopting impurity-averaged Green's functions. For a more convenient interpretation introduced by Nazarov³⁶, these Green's functions are parameterized by two complex angles, the polar angle $\vartheta(x, E)$ and the azimuthal angle $\varphi(x, E)$. Here x and E represent the position and energy, respectively. $\vartheta(x, E)$ determines the pair correlation strength and $\varphi(x, E)$ represents the superconducting phase as a function of x and E . Local superconducting properties can be quantified from the solution of the Usadel's equation:

$$\frac{\hbar D}{2} \frac{\partial^2}{\partial x^2} \vartheta(x, E) + iE \sin \vartheta(x, E) + \Delta(x) \cos \vartheta(x, E) = 0, \quad (5)$$

with proper boundary conditions specified at a given structure of superconducting and normal materials. Here, $D = v_F l / 3 \sim 33 \text{ cm}^2 \text{ s}^{-1}$ is the diffusion constant of three-dimensional normal metal with the Fermi velocity of $v_F \sim 10^6 \text{ m s}^{-1}$ and the mean free path of $l \sim 10 \text{ nm}$ for thermally evaporated Ti. $\Delta(x)$ represents the position-dependent superconducting gap of the materials themselves. For the S-N-S structure (Fig. 8a) consisting of Al and Ti without graphene layer, $\Delta(x)$ vanishes in the Ti layer but remains finite and uniform for the Al layers, that is, $\Delta(-L/2 < x < L/2) = 0$, $\Delta(x > L/2 \text{ or } x < -L/2) = \Delta_{\text{Al}}$. L is the thickness of the Ti layer. By changing the variable $\vartheta = -i\theta - \pi/2$, equation (5) transforms into a real second-order differential equation:

$$\frac{\hbar D}{2} \frac{\partial^2}{\partial x^2} \theta(x, E) + E \cosh \theta(x, E) = 0, \quad (6)$$

for the region of Ti layer ($-L/2 < x < L/2$) with boundary conditions at the interfaces as:

$$\theta\left(\pm \frac{L}{2}, E\right) = i\frac{\pi}{2} - \tanh^{-1}\left(\frac{\Delta_{\text{Al}}}{E + i0^+}\right). \quad (7)$$

The local density of states (LDOS) at position x and energy E is given by

$$\text{LDOS}(x, E) = N_0 \text{Im}[\sinh \theta(x, E)], \quad (8)$$

where N_0 is LDOS of the normal Ti layer. LDOS at the centre of Ti layer ($x = 0$) is numerically solved with varying L as shown in Fig. 8b. Additional scattering at the Ti/Al interfaces is neglected because of the absence of potential barrier as discussed in Fig. 5a. Superconducting coherence length, $\xi = \sqrt{\hbar D / \Delta_{\text{Al}}}$, represents the characteristic decay length of pair correlation in the normal metal. Δ_{Ti} is defined as a proximity-induced gap in the LDOS at the centre of the Ti layer [$\Delta_{\text{ind}}(x=0)$] and is plotted as a function of L normalized by ξ in the inset of Fig. 8b. For the parameters of the vGJJ discussed in the main text, $L = 16 \text{ nm}$ and $\xi \sim 140 \text{ nm}$ for $\Delta_{\text{Al}} = 110 \mu\text{eV}$. L is shorter than ξ by an order of magnitude so that Δ_{Ti} is almost identical to Δ_{Al} . This is the case even for the Ti-vJ in Fig. 7 ($L = 70 \text{ nm}$) as indicated by the red arrow in the inset of Fig. 8b. Schematics of $\Delta_{\text{ind}}(x)$ are denoted by the red dashed lines in Fig. 8a,c. Ti layer has Δ_{ind} comparable to Δ_{Al} , and it would result in an ill-defined 'weak'-link JJ. This can be interpreted as a Ti layer effectively shorting the two Al superconductors. According to the analysis in Fig. 5, on the other hand, the graphene would act as a major barrier for a vGJJ.

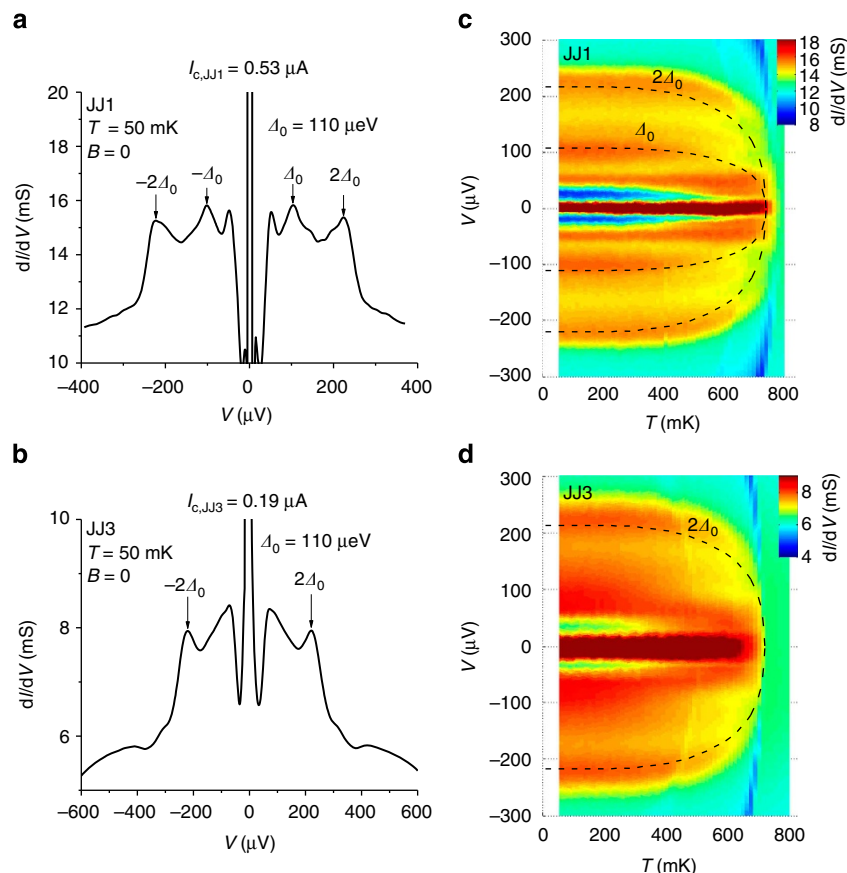


Figure 9 | Multiple Andreev reflection. Differential conductance (dI/dV) measured at the base temperature, for JJ1 (a) and for JJ3 (b). MAR peaks are denoted by arrows. The Josephson critical current of each junction is $I_{c,JJ1} = 0.53 \mu\text{A}$ and $I_{c,JJ3} = 0.19 \mu\text{A}$. The differential conductance map corresponding to the MAR as a function of temperature and the bias voltage, for JJ1 (c) and for JJ3 (d) along with the BCS-type temperature dependence of the gap voltages denoted by dotted lines.

This paper reports the first observation of Josephson coupling in a short and ballistic regime, which is expected to enable studies on exotic, but highly elusive to date, phenomena arising from strong Josephson coupling reaching the theoretical limit. The vGJJ in this study may be suited to scalable quantum devices using ABS, but further work is required to devise a way of incorporating thousands of Andreev channels present. It would also be stressed that the proposed scheme of the vertical structure is not limited to superconducting electrodes and graphene, but is readily applicable to a variety of electrodes (for example, ferromagnets) and cleavable materials with exotic properties, such as a three-dimensional topological insulating phase, layered high- T_c superconductivity of cuprates and iron-pnictides or various collective electronic states in transition-metal dichalcogenides. This will open the pathway to a wide range of research opportunities for the fundamental physics manifested at the atomic-scale interfaces of different materials, as well as the applications for highly coherent and scalable superconducting hybrid quantum devices.

Methods

Device fabrication. VGJJs were fabricated by the ‘flip-transfer’ scheme¹⁶ developed in the group, which is an extension of the ordinary graphene-transfer technique³⁷. Monolayer graphene was mechanically exfoliated on a sacrificial substrate covered with a water-soluble poly (4-styrenesulfonic acid) (PSS) layer and an LOR (MicroChem) resist layer. Using standard electron (e)-beam lithography with 950 K poly (methyl methacrylate), the bottom electrode was patterned and developed. A stack of Ti/Al/Au (8/50/5 nm) was directly deposited onto graphene by e-beam evaporation. During the metal lift-off process in an 80 °C hot xylene bath, the PSS and LOR layers remained stable. After dissolving the PSS layer on the

water surface to detach the sacrificial substrate, the entire structure of graphene in contact with the bottom electrode was flipped over and transferred to a new substrate. Then, the LOR layer was removed in Remover PG solution, and the top electrode (8/200/5 nm of Ti/Al/Au) was e-beam deposited onto the opposite surface of the graphene.

Measurements. Devices were thermally anchored to the mixing chamber of a $^3\text{He}/^4\text{He}$ dilution refrigerator (Oxford Kelvinox AST) and cooled to a base temperature of $T = 50 \text{ mK}$. To measure the I - V characteristics, we used a four-probe configuration, shown in Fig. 1c. Current was injected between $I+$ and $I-$; the voltage difference across the junction varied from $V+$ to $V-$. All measurement lines were electrically filtered by two-stage low-pass RC filters at the mixing chamber, with a cutoff frequency of $\sim 10 \text{ kHz}$, in combination with another set of RC filters and π -type low-pass LC filters, with a cutoff frequency of 10 MHz at room temperature. For the T -dependence measurements of Fig. 3b and the CPR measurements of Fig. 4c, critical switching currents were determined by averaging the critical junction currents measured repeatedly over 10^4 times using an 18-bit data acquisition board (NI-DAQ 6281) with a linearly increasing bias current.

Determination of the superconducting gap. Superconducting gap for the electrodes in our devices can be determined accurately by analysing the MAR signal. However, I_c of JJ2 ($= 13.3 \mu\text{A}$) is so high that the voltage directly jumps to $\sim 200 \mu\text{V}$ after Josephson current switching (Fig. 2a and Supplementary Fig. 7), and it is not possible to observe the MAR, which appears at the subgap regime ($V < 2\Delta_0/e$). However, the junctions JJ1 and JJ3 fabricated together with JJ2 using identically prepared top and bottom Al electrodes have I_c 's sufficiently low as to show the MAR. There appear clear differential conductance (dI/dV) peaks at $V = 2\Delta_0/e$ and Δ_0/e for JJ1 and at $V = 2\Delta_0/e$ for JJ3 (Fig. 9a,b). Temperature dependence of Δ_0 is well described by BCS theory as shown in Fig. 9c,d. Both junctions show the identical Δ_0 , which ensures the junction-by-junction uniformity of superconducting electrodes and $\Delta_0 = 110 \mu\text{eV}$ for JJ2.

Correction of the screening effect in the CPR measurements. With the finite self-inductance L_{ind} of the SQUID loop, the phase relation is corrected by

$\delta = \gamma + 2\pi\Phi_t/\Phi_0$, where $\Phi_t = \Phi_a + \Phi_s$ is the total magnetic flux, the sum of the applied magnetic flux threading the SQUID loop Φ_a and the screening magnetic flux, $\Phi_s = L_{\text{ind}}I_{\text{cir}}$, induced by the circulating screening current $I_{\text{cir}} = (I_{\text{c,tJJ}}\sin\gamma - I_{\text{c,vGJJ}}(\delta))/2$ around the loop with self-inductance L_{ind} . Calculation of $I_{\text{c,SQ}}$ for the data fitting is done by maximizing $I_{\text{SQ}} = I_{\text{c,tJJ}}\sin\gamma + I_{\text{c,vGJJ}}(\delta)$ under the constraint of the above phase relation. With a small value of the screening parameter $\beta_m = 2L_{\text{ind}}I_{\text{cir,max}}/\Phi_0 \sim 0.19 < 1$, the screening effect manifests itself as only a constant phase shift in the CPR measurements and does not show hysteresis between the curves obtained for opposite directional magnetic field sweeps. The experimental data show no hysteresis, either, in the magnetic field sweep direction. Here, $L_{\text{ind}} \sim 7.9$ pH is calculated using the commercial package COMSOL Multiphysics; $I_{\text{cir,max}} = (I_{\text{c,tJJ}} + I_{\text{c,vGJJ}})/2$ is the maximum circulating screening current.

References

- Likharev, K. K. Superconducting weak links. *Rev. Mod. Phys.* **51**, 101–159 (1979).
- Tinkham, M. *Introduction to Superconductivity* (Dover, 2004).
- Doh, Y.-J. *et al.* Tunable supercurrent through semiconductor nanowires. *Science* **309**, 272–275 (2005).
- Jarillo-Herrero, P., van Dam, J. A. & Kouwenhoven, L. P. Quantum supercurrent transistors in carbon nanotubes. *Nature* **439**, 953–956 (2006).
- Heersche, H. B., Jarillo-Herrero, P., Oostinga, J. B., Vandersypen, L. M. K. & Morpurgo, A. F. Bipolar supercurrent in graphene. *Nature* **446**, 56–59 (2007).
- Giazotto, F. *et al.* A Josephson quantum electron pump. *Nat. Phys.* **7**, 857–861 (2011).
- Lee, G.-H., Jeong, D., Choi, J.-H., Doh, Y.-J. & Lee, H.-J. Electrically tunable macroscopic quantum tunneling in a graphene-based Josephson junction. *Phys. Rev. Lett.* **107**, 146605 (2011).
- Rohinson, L. P., Liu, X. & Furdyna, J. K. The fractional a.c. Josephson effect in a semiconductor-superconductor nanowire as a signature of Majorana particles. *Nat. Phys.* **8**, 795–799 (2012).
- Veldhorst, M. *et al.* Josephson supercurrent through a topological insulator surface state. *Nat. Mater.* **11**, 417–421 (2012).
- Magnée, P. H. C. *et al.* Influence of low energy Ar-sputtering on the electronic properties of InAs-based quantum well structures. *Appl. Phys. Lett.* **67**, 3569–3571 (1995).
- Heida, J. P., van Wees, B. J., Klapwijk, T. M. & Borghs, G. Critical currents in ballistic two-dimensional InAs-based superconducting weak links. *Phys. Rev. B* **60**, 13135–13138 (1999).
- Mizuno, N., Nielsen, B. & Du, X. Ballistic-like supercurrent in suspended graphene Josephson weak links. *Nat. Commun.* **4**, 2716 (2013).
- Abay, S. *et al.* High critical-current superconductor-InAs nanowire-superconductor junctions. *Nano Lett.* **12**, 5622–5625 (2012).
- Goffman, M. F. *et al.* Supercurrent in atomic point contacts and Andreev states. *Phys. Rev. Lett.* **85**, 170–173 (2000).
- Della Rocca, M. L. *et al.* Measurement of the current-phase relation of superconducting atomic contacts. *Phys. Rev. Lett.* **99**, 127005 (2007).
- Lee, G.-H. & Lee, H.-J. Josephson coupling realized in graphite-based vertical junction. *Appl. Phys. Express* **6**, 025102 (2013).
- Böttcher, K. & Kopp, T. Multichannel dc Josephson effect in ballistic point contacts. *Phys. Rev. B* **55**, 11670–11687 (1997).
- Kulik, I. O. & Omel'yanchuk, A. N. Contribution to the microscopic theory of the Josephson effect in superconducting bridges. *JETP Lett.* **21**, 96 (1975).
- Chrestin, A. & Merkt, U. High characteristic voltages in Nb/p-type InAs/Nb Josephson junctions. *Appl. Phys. Lett.* **70**, 3149–3151 (1997).
- Jung, M. *et al.* Superconducting junction of a single-crystalline Au nanowire for an ideal Josephson device. *ACS Nano* **5**, 2271–2276 (2011).
- Girit, C. *et al.* Tunable graphene dc superconducting quantum interference device. *Nano Lett.* **9**, 198–199 (2008).
- Kulik, I. O. & Omel'yanchuk, A. N. Properties of superconducting microbridges in the pure limit. *Sov. J. Low Temp. Phys.* **3**, 459–462 (1977).
- Jeong, D. *et al.* Observation of supercurrent in PbIn-graphene-PbIn Josephson junction. *Phys. Rev. B* **83**, 094503 (2011).
- Beenakker, C. W. J. & van Houten, H. Josephson current through a superconducting quantum point contact shorter than the coherence length. *Phys. Rev. Lett.* **66**, 3056–3059 (1991).
- Brethau, L., Girit, C. Ö., Pothier, H., Esteve, D. & Urbina, C. Exciting Andreev pairs in a superconducting atomic contact. *Nature* **499**, 312–315 (2013).
- Nikolić, B. K., Freericks, J. K. & Miller, P. Intrinsic reduction of Josephson critical current in short ballistic SNS weak links. *Phys. Rev. B* **64**, 212507 (2001).
- Kresse, G. & Furthmüller, J. Efficient iterative schemes for *ab initio* total-energy calculations using a plane-wave basis set. *Phys. Rev. B* **54**, 11169–11186 (1996).
- Perdew, J. P., Burke, K. & Ernzerhof, M. Generalized gradient approximation made simple. *Phys. Rev. Lett.* **77**, 3865–3868 (1996).
- Tkatchenko, A. & Scheffler, M. Accurate molecular Van der Waals interactions from ground-state electron density and free-atom reference data. *Phys. Rev. Lett.* **102**, 073005 (2009).
- Car, R. & Parrinello, M. Unified approach for molecular dynamics and density-functional theory. *Phys. Rev. Lett.* **55**, 2471–2474 (1985).
- Simmons, J. G. Generalized formula for the electric tunnel effect between similar electrodes separated by a thin insulating film. *J. Appl. Phys.* **34**, 1793–1803 (1963).
- Chen, S. *et al.* Oxidation resistance of graphene-coated Cu and Cu/Ni alloy. *ACS Nano* **5**, 1321–1327 (2011).
- Dlubak, B. *et al.* Graphene-passivated nickel as an oxidation-resistant electrode for spintronics. *ACS Nano* **6**, 10930–10934 (2012).
- Usadel, K. D. Generalized diffusion equation for superconducting alloys. *Phys. Rev. Lett.* **25**, 507–509 (1970).
- Eilenberger, G. Transformation of Gorkov's equation for type II superconductors into transport-like equations. *Z. Phys.* **214**, 195–213 (1968).
- Nazarov, Y. V. Circuit theory of Andreev conductance. *Phys. Rev. Lett.* **73**, 1420–1423 (1994).
- Dean, C. R. *et al.* Boron nitride substrates for high-quality graphene electronics. *Nat. Nanotechnol.* **5**, 722–726 (2010).
- Courtois, H., Meschke, M., Peltonen, J. T. & Pekola, J. P. Origin of hysteresis in a proximity Josephson junction. *Phys. Rev. Lett.* **101**, 067002 (2008).

Acknowledgements

We thank S.-G. Lee for helpful discussions in designing the SQUID interferometer to determine the current-phase relation in vGJJs. We thank Y.W. Kim and J.H. Park for their valuable advice on the device fabrication; H.J. Park for scanning transmission electron microscopy imaging; and P. Kim for useful discussions. We are also grateful to Y.-J. Doh for critical reading of the manuscript and valuable comments. This work was supported by the National Research Foundation through the SRC Centre for Topological Matter (grant no. 2011-0030046) and the GFR Centre for Advanced Soft Electronics (grant nos. 2011-0031640 and 2012M3A6A5055728).

Author contributions

G.-H.L. and H.-J.L. conceived the idea and designed the project. G.-H.L. fabricated the devices and carried out the experiments. G.-H.L. and H.-J.L. analysed the data. S.K. and S.-H.J. carried out theoretical analysis for characterizing the G/Ti and Ti/Al interfaces. All authors contributed to the discussion and writing the manuscript.

Additional information

Supplementary Information accompanies this paper at <http://www.nature.com/naturecommunications>

Competing financial interests: The authors declare no competing financial interests.

Reprints and permission information is available online at <http://npg.nature.com/reprintsandpermissions/>

How to cite this article: Lee, G.-H. *et al.* Ultimately short ballistic vertical graphene Josephson junctions. *Nat. Commun.* 6:6181 doi: 10.1038/ncomms7181 (2015).



This work is licensed under a Creative Commons Attribution 4.0 International License. The images or other third party material in this article are included in the article's Creative Commons license, unless indicated otherwise in the credit line; if the material is not included under the Creative Commons license, users will need to obtain permission from the license holder to reproduce the material. To view a copy of this license, visit <http://creativecommons.org/licenses/by/4.0/>