


Book reviews

Books, videos, CD-ROMs, DVDs and any other relevant items submitted for a review in the BDJ should be addressed to:

Kate Maynard,
Assistant Editor,
British Dental Journal,
Nature Publishing Group,
4-6 Crinan Street,
London,
N1 9XW

CYSTS OF THE ORAL AND MAXILLOFACIAL REGIONS



M. Shear, P. Speight
UK: Blackwell
price £99.50; pp 240
ISBN 9781405149372

This book is a fourth edition and was previously called *Cysts of the oral regions*. Speight has become a joint author with Shear and has helped in updating the book to reflect the advances in the understanding of cystic lesions.

The book is presented in hardback form and contains clinical photographs, radiographs, images of histological sections, and clearly presented data, all in colour. It is split into 18 chapters, the first of which deals with classification of cysts. The authors group them under three main headings: cysts of the jaws, cysts associated with the maxillary antrum, and cysts of the soft tissues of the mouth, face, neck, and salivary glands. Subsequent chapters deal in detail with individual cysts, or groups of rare related lesions. Each chapter gives consideration to clinical features, epidemiology, radiological features, aetiology, and pathology. Impressive detail is given on immunohistochemistry, enzyme histochemistry and genetic advances. The text is extremely well referenced with many very recent publications.


There are a few drawbacks to the book. One is the order in which the cysts are presented. The chapter on radicular cysts is found in the second half of the book yet it is the most common cyst. I found the layout to be less useful than other textbooks. Treatment is considered

in terms of general principle; however, the reader is pointed to additional texts for further reading on this topic.

To summarise, this is a very detailed book (over 50 pages are devoted to the odontogenic keratocyst alone), and I feel this is excessive for it to be considered as an undergraduate text. It is probably more suited to specialists in the fields of oral pathology, oral surgery, and maxillofacial radiology. For trainees in these specialties, this text would provide an excellent reference in preparation for examinations.

A. Ulhuq

PREVENTION IN CLINICAL ORAL HEALTH CARE



D. P. Cappelli
UK: Elsevier
price £31.99; pp 312
ISBN 9780323036955

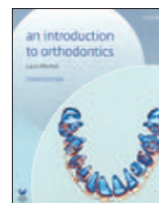
This book focuses on risk-based prevention in clinical practice. The authors have adopted a refreshing approach to the subject, which is holistic rather than discipline specific. Against a backdrop of epidemiological and prevention theory readers are directed on a logical and entertaining journey through risk-based prevention and patient-focussed assessment strategies concluding with putting prevention into practice.

Dental caries, periodontal disease and oral cancer are considered in detail whilst other chapters of note address the fearful and phobic patient and prevention strategies for specific oral conditions, for example, xerostomia. Cultural issues and the thorny issues of putting prevention into practice are covered in

some detail and new insight into these topics is provided. Readers will also find comprehensive references and a very useful glossary alongside web addresses for additional resources. A small criticism is possibly the North American focus of certain chapters that might limit the applicability of the authors' recommendations in the UK. Nevertheless this is certainly a book that readers will find valuable.

P. A. Brunton

AN INTRODUCTION TO ORTHODONTICS



L. Mitchell
UK: Oxford University Press
price £42.99; pp 288
ISBN 0198568126

This is the new edition of the classic orthodontic textbook which is popular within UK dental institutions. Like its predecessor it is extremely well written and readily understandable to an orthodontic novice. From the outset it is evident that it is still an excellent and comprehensive introduction to orthodontics.

The majority of the chapters that were present in the second edition have been updated and included in this edition. The chapter dedicated to craniofacial growth has been expanded to include a description of the cellular basis of tooth movement and anchorage. There are also separate chapters devoted to retention, planning anchorage, and orthodontic first aid. The latter is particularly useful and provides a quick reference aid and description in the management of common orthodontic emergencies.

Both the overall design and layout have also been improved. This textbook still remains very reader friendly. Each chapter is presented in a logical fashion which guides the reader through each stage. The text is well supported by high quality photographs and illustrations. Updated references have been included at the end of each chapter which provide the reader with guidance on further relevant reading. This is a very helpful feature which has been preserved from the second edition. In addition these references can be located at the publisher's online resource centre.

This book has been written specifically with dental students, orthodontic therapists and clinicians in mind. It easily achieves its objectives and provides the reader with so much more. It will also appeal to orthodontic postgraduate students as it provides an excellent introductory overview for the reader before they attempt to read more in-depth literature.

J. Seehra

THE TOOTHPICK: TECHNOLOGY AND CULTURE



H. Petroski
Borzoi Books
(www.aaknopf.com)
price \$27.95; pp 443
ISBN 9780307266361

This book succeeds in surprising in different ways. It is written by a professor of civil engineering at Duke University who is at the same time a professor of history, and who already has 13 books under his belt, including one on the pencil. He convinced his institution that a study of the toothpick was worth a year's sabbatical, and the result is a hefty 443 pages, not counting end-papers, preface etc, but including the 59 pages of references.

From these nicely printed pages on good paper, the reader discovers that an 8 foot by 4' by 4' cord of birch logs yields 6-9 million toothpicks at 1,440,000 an hour, and how many toothpicks could be made in a day (20 million) by just one factory employing a small number of people (ten).

The social history of the toothpick is interwoven with the engineering

history, and it is helpful to be told in quotations from the *Missouri Dental Journal* of 1874 that the '...nasty, dirty condition in which American dentists usually find Englishmen's teeth' could well be because it is 'essentially English and genteel ... not to pick one's teeth'.

The author offers a model for the modern historian, supplementing his extensive library work with trawls of the world wide web for 'facts' most of which turn out not to be accurate, and which he is then scrupulous in correcting from as many original sources as he can obtain.


The research method is further enhanced as Professor Petroski has used eBay to locate rare survivals of toothpick ephemera, notably packaging - with the advantage that even if he does not purchase the item it is usually illustrated.

Where the book makes salutary reading is in its account of the enterprise, invention, risk taking and creation of demand of the pioneers, of the rapid growth of the industry to a position of dominance in America and the world, and of the seemingly overnight extinction of that industry in the face of cheap foreign competition.

The work can be recommended as a model of research, as interesting in its own right, and as a dipping text for those wanting to fill a small gap in dental history.

M. Bishop

HANDBOOK OF NITROUS OXIDE AND OXYGEN SEDATION



M. S. Clark
UK: Elsevier
price £27.99; pp 256
ISBN 9780323048279

Owing to its excellent safety record and success rate, inhalation sedation with nitrous oxide and oxygen is the main stay for paediatric dental sedation in the UK and many other countries worldwide. The technique is also being used increasingly for adult patients, where intravenous agents are contraindicated. It is essential that all staff involved with this technique remain up-to-date with the principles and practice of its use and *Handbook of nitrous oxide and oxygen sedation* is a

useful resource in this regard. The layout of the text is very clear and each chapter has a reference list and suggestions for further reading, however, the use of black and white photographs throughout is somewhat disappointing.

The text provides a comprehensive, evidence-based review of the principles and practice of nitrous oxide and oxygen sedation. The content is aimed at all sections of the medical profession and is not specific to the field of dental care. It is also important to note that the legislation discussed in relation to nitrous oxide and oxygen inhalation sedation is aimed primarily at the American audience and the reader is advised to be aware of this when considering practice in their own country.

This practical guide considers all aspects of the subject area, beginning with an historical overview of nitrous oxide and oxygen sedation which provides the reader with an understanding of the developments of this now commonly used technique. A very clear description of the physical properties and pharmacology of nitrous oxide, essential to the understanding of the therapeutic application of this agent, is presented, along with the range of equipment available to provide the technique safely and effectively. The authors are to be commended in their review of the relevant applied respiratory anatomy and physiology, which is considered in a straightforward manner with appropriate illustrations and links made to the relative indications and contraindications for this form of sedation. Clinical application of nitrous oxide and oxygen in the delivery of patient care is covered in an extremely concise and practical manner, with patient assessment, administration of inhalation sedation and recovery being detailed.

In summary, this is a very accessible text which will be of interest to all health care professionals, both at the postgraduate and undergraduate level, involved in the delivery of nitrous oxide and oxygen inhalation sedation. Although not specific to the dental profession, it does provide relevant and practical information on the delivery of this form of sedation in the clinical environment.

K. Wilson