

Effects of *d*-Amphetamine and Buprenorphine Combinations on Speedball (Cocaine + Heroin) Self-Administration by Rhesus Monkeys

Nancy K Mello*¹ and S Stevens Negus¹

¹Alcohol and Drug Abuse Research Center, Harvard Medical School-McLean Hospital, Belmont, MA, USA

The simultaneous i.v. administration of heroin and cocaine, called a 'speedball,' is often reported clinically, and identification of effective pharmacotherapies is a continuing challenge. We hypothesized that treatment with combinations of a monoamine releaser *d*-amphetamine, and a mu partial agonist, buprenorphine, might reduce speedball self-administration by rhesus monkeys. Speedballs (0.01 mg/kg/inj cocaine + 0.0032 mg/kg/inj heroin) and food (1 g banana-flavored pellets) were available during four daily sessions on a second-order schedule of reinforcement (fixed ratio (FR)2 (variable ratio (VR)16:S)). Monkeys were treated for 10 days with saline or ascending doses of *d*-amphetamine (0.0032–0.032 mg/kg/h) + buprenorphine (0.075 or 0.237 mg/kg/day) in combination. *d*-Amphetamine + both doses of buprenorphine produced an amphetamine dose-dependent decrease in speedball self-administration in comparison to the saline treatment baseline ($P < 0.01$ – 0.001), but food-maintained responding did not change significantly. *d*-Amphetamine alone (0.032 mg/kg/h) significantly decreased both food ($P < 0.01$) and speedball-maintained responding ($P < 0.05$). During saline control treatment, speedball unit doses of 0.0032 mg/kg/inj cocaine + 0.001 mg/kg/inj heroin were at the peak of the speedball dose–effect curve. Daily treatment with 0.01 mg/kg/h *d*-amphetamine + 0.237 mg/kg/day buprenorphine produced a significant downward and rightward shift in the speedball dose–effect curve ($P < 0.01$) and no significant effect on food-maintained responding. A significant decrease in speedball self-administration was sustained over 10 days of treatment. These findings are consistent with our previous reports and suggest that medication mixtures designed to target both the stimulant and the opioid component of the speedball may be an effective approach to polydrug abuse treatment.

Neuropsychopharmacology (2007) **32**, 1985–1994; doi:10.1038/sj.npp.1301319; published online 17 January 2007

Keywords: speedball; cocaine; heroin; *d*-amphetamine; buprenorphine; drug self-administration

INTRODUCTION

Cocaine use by methadone- and buprenorphine (suboxone)-maintained patients is reported by many treatment programs (Kosten *et al*, 1989; Condelli *et al*, 1991; Gastfriend *et al*, 1993; Schottenfeld *et al*, 1993; Bux *et al*, 1995; Downey *et al*, 2000; Beswick *et al*, 2001; Williamson *et al*, 2006). The concurrent abuse of cocaine and opioids has a number of adverse medical consequences including an enhanced risk for lethal drug overdose (NIDA, 2002). Emergency ward mentions and mortality data indicate that cocaine is the most common secondary illicit drug of abuse among primary heroin abusers (NIDA, 2002). The simultaneous intravenous administration of heroin and cocaine known as the 'speedball' is common among polydrug

abusers (Schütz *et al*, 1994) and concurrent cocaine and opioid abuse often continues during opioid agonist treatment (Beswick *et al*, 2001; Williamson *et al*, 2006). Speedball abuse may be associated with compromised immune function, and vulnerability to viral infections (AIDS, hepatitis) and bacterial infections (endocarditis, pulmonary infections, abscesses) (Schoenbaum *et al*, 1989; Kreek, 1991; Pillai *et al*, 1991; O'Brien, 1996). Treatment of dual dependence on cocaine and opioids presents a special challenge, because pharmacotherapies for opioid abuse usually are less effective in reducing cocaine abuse, and identification of a consistently effective pharmacotherapy for cocaine abuse remains elusive (Mendelson and Mello, 1996; Vocci *et al*, 2005).

The development of new pharmacological treatments can be facilitated by the availability of animal models of drug abuse for evaluating medication efficacy (Mello and Negus, 1996; Mello, 2005). We developed a model of speedball self-administration in the rhesus monkey and studied the reinforcing effects of nine speedball combinations of cocaine (0.001, 0.01, and 0.10 mg/kg/inj) and heroin

*Correspondence: Dr NK Mello, Alcohol and Drug Abuse Research Center, Harvard Medical School-McLean Hospital, 115 Mill Street, Belmont, MA 02478, USA, Tel: +1 617 855 2746, Fax: +1 617 855 2519, E-mail: mello@mclean.harvard.edu

Received 29 June 2006; revised 21 November 2006; accepted 27 November 2006

(0.0001, 0.001, and 0.01 mg/kg/inj), and compared these with self-administration of cocaine alone and heroin alone (Mello *et al*, 1995). Intermediate doses of cocaine alone and heroin alone maintained equivalent high levels of drug self-administration, and combinations of cocaine and heroin usually maintained levels of drug self-administration similar to those maintained by either cocaine or heroin alone (Mello *et al*, 1995). Dose-dependent decreases in food-maintained responding occurred during cocaine, heroin, and speedball self-administration, but speedball self-administration was not associated with any other overt toxic effects over the period of observation (Mello *et al*, 1995).

We subsequently examined the effects of medication combinations designed to target the cocaine and the heroin component of speedball self-administration. We found that a combination of the dopamine antagonist flupenthixol and the opioid antagonist quadazocine was more effective in reducing both speedball self-administration and speedball discrimination than either antagonist alone (Negus *et al*, 1998; Mello and Negus, 1999). In addition, chronic treatment with a combination of the dopamine reuptake inhibitor indatraline and the partial mu opioid agonist buprenorphine significantly reduced speedball self-administration in comparison to saline treatment, whereas the same doses of each medication alone had no significant effect on speedball-maintained responding (Mello and Negus, 2001). These findings were consistent with our hypothesis that medication combinations designed to target both the stimulant and the opioid components of the speedball may be an effective approach to polydrug abuse treatment. This hypothesis has been supported by recent clinical reports that a combination of *d*-amphetamine and methadone reduced both cocaine and heroin use in heroin and cocaine abusers (Grabowski *et al*, 2004a).

We now report evaluation of the effects of another treatment medication combination, *d*-amphetamine + buprenorphine, on speedball self-administration by rhesus monkeys. We have previously reported that chronic administration of buprenorphine alone (0.237 mg/kg/day) selectively reduced speedball self-administration and shifted dose-effect curves for combinations of low doses of cocaine (0.001 mg/kg/inj) and heroin (0.0001–0.032 mg/kg/inj) downward and approximately one log unit to the right (Mello and Negus, 1998). However, when higher doses of cocaine (0.01 and 0.1 mg/kg/inj) were combined with heroin, this dose of buprenorphine was less effective in reducing speedball self-administration. Other doses of buprenorphine (0.075 or 0.75 mg/kg/day) did not significantly decrease self-administration of a speedball combination of 0.01 mg/kg/inj cocaine and 0.0032 mg/kg/inj heroin (Mello and Negus, 1998). In contrast, buprenorphine (0.075 and 0.237 mg/kg/day) significantly reduced self-administration of heroin alone and shifted the heroin dose-effect curve (0.0001–0.10 mg/kg/inj) downwards and to the right (Mello and Negus, 1998).

The present study examined whether or not the addition of *d*-amphetamine to buprenorphine would decrease speedball-maintained responding more effectively than either *d*-amphetamine or buprenorphine alone. We choose *d*-amphetamine for study because it selectively decreased cocaine self-administration maintained on a second-order schedule and on a progressive ratio schedule (Negus and

Mello, 2003a,b) and in a cocaine vs food choice procedure (Negus, 2003), but *d*-amphetamine's effects on speedball and food-maintained responding have not been examined previously. Buprenorphine reduced both opioid and cocaine self-administration in preclinical studies (for a review, see Mello and Mendelson, 1995; Mello, 2005). For example, buprenorphine decreased the self-administration of opioids (heroin and hydromorphone) (Mello *et al*, 1983; Mello and Negus, 1998); morphine (Harrigan and Downs, 1981); alfentanil (Winger *et al*, 1992), as well as cocaine in rhesus monkeys (Mello *et al*, 1989, 1990, 1992, 1993a,b; Winger *et al*, 1992; Lukas *et al*, 1995) and produced minimal and transient effects on food-maintained responding.

It is well established that buprenorphine reduces heroin self-administration in inpatient clinical studies (Mello and Mendelson, 1980; Mello *et al*, 1982) and opioid abuse in outpatient clinical trials (Johnson *et al*, 1992; Strain *et al*, 1994; for a review, see Bickel and Amass, 1995; Fudala and Johnson, 1995; Mello and Mendelson, 1995; Jones, 2004). Buprenorphine was approved by the FDA as a treatment for opioid abuse in 2002, and also reduced both opioid and cocaine use in outpatient studies of persons dependent on both cocaine and opioids (Kosten *et al*, 1989; Gastfriend *et al*, 1993; Schottenfeld *et al*, 1993; Mello and Mendelson, 1995; Montoya *et al*, 2004). In controlled clinical laboratory studies in polydrug abusers, buprenorphine (4 mg s.l.) decreased the number of choices of high doses of cocaine (16 and 32 mg/70 kg) over tokens that could be exchanged for cigarettes, a variety of preferred foods and access to movies and music (Foltin and Fischman, 1994). It was concluded that buprenorphine may be more effective in reducing cocaine abuse in speedball users than in persons who use cocaine independently of opioids (Foltin and Fischman, 1995).

One goal of the present study was to evaluate the effects of chronic treatment with *d*-amphetamine + buprenorphine on the self-administration of a range of doses of cocaine + heroin speedball combinations by rhesus monkeys. A second goal was to examine the effects of *d*-amphetamine alone on speedball self-administration. Finally, this study also allowed us to compare preclinical and clinical findings because both *d*-amphetamine and buprenorphine have been studied in clinical trials (for a review, see Mello and Mendelson, 1995; Grabowski *et al*, 2004b). As we have discussed elsewhere, systematic comparison of clinical and preclinical medication evaluations is important for establishing the predictive validity of animal drug self-administration models (for a review, see Mello and Negus, 1996; Mello, 2005). This report is the first evaluation of the effects of a combination of the monoamine releaser, *d*-amphetamine and buprenorphine, an opioid mixed agonist-antagonist, on self-administration of cocaine and heroin (speedball) combinations in rhesus monkeys.

METHODS

Subjects

Four male rhesus monkeys (*Macaca mulatta*) that weighed between 6 and 12 kg were studied. All monkeys had self-administered cocaine for at least 1 year before cocaine +

heroin speedball combinations were made available for self-administration. Speedball-maintained responding was studied for at least 1 month before these studies began. Monkeys received multiple vitamins, fresh fruit and vegetables, and Lab Diet Jumbo Monkey Biscuits (PMI Feeds Inc., St Louis, MO) to supplement a banana-flavored pellet diet, fortified with vitamin C (P.J. Noyes Co., Lancaster, NH). Food supplements were given between 1700 and 1730 hours. Water was continuously available. A 12-h light-dark cycle was in effect (lights on 0700–1900 hours), and the experimental chamber was dark during food and drug self-administration sessions.

Animal maintenance and research were conducted in accordance with the guidelines provided by the Institute of Laboratory Animal Resources (ILAR-NRC, 1996). The facility is licensed by the US Department of Agriculture, and protocols were approved by the Institutional Animal Care and Use Committee. Monkeys were observed at least twice every day. Any changes in general activity were noted. The observer was not blind to the treatment condition. In addition, the health of the monkeys was periodically monitored by consultant veterinarians trained in primate medicine. Operant food and drug acquisition procedures provided an opportunity for enrichment and for monkeys to manipulate their environment (Line, 1987). Monkeys had visual, auditory, and olfactory contact with other monkeys throughout the study.

Surgical Procedures

Double lumen Silicone[®] rubber catheters (I.D. 0.028 in, O.D. 0.088 in) (Saint Gobain Performance Plastics, Beaverton, MI) were surgically implanted in the internal jugular, external jugular, or femoral vein to permit i.v. drug and treatment administration. All surgical procedures were performed under aseptic conditions. Monkeys were initially sedated with ketamine (5–10 mg/kg, i.m.), and anesthesia was induced with sodium thiopental (10 mg/kg, i.v.). Atropine (0.05 mg/kg) s.c. or i.m. was administered to reduce salivation. Following insertion of an endotracheal tube, anesthesia was maintained with isoflurane (1–2% mixed with oxygen). After surgery, monkeys were given procaine penicillin G at 20 000 U/kg, i.m. twice daily for 5 days, or cephalexin 20 mg/kg, p.o. twice daily for 5 days. An analgesic dose of buprenorphine (0.032 mg/kg, i.m.) was administered twice daily for 3 days.

The intravenous catheter exited in the mid-scapular region and was protected by a tether system consisting of a custom-fitted nylon vest connected to a flexible stainless-steel cable and fluid swivel (Lomir Biomedical, Inc., Malone, NY). This flexible tether system permits monkeys to move freely. Catheter patency was evaluated periodically by administration of either a short-acting barbiturate, methohexital sodium (3 mg/kg), or ketamine (5 mg/kg) through the catheter lumen. If muscle tone decreased within 10 s after drug administration, the catheter was considered patent.

Behavioral Procedures and Apparatus

Monkeys were housed individually in stainless-steel chambers (64 × 64 × 79 cm) equipped with a custom-designed

operant response panel (28 × 28 cm), a pellet dispenser (Gerbrands Model G5210, Arlington, MA) and two syringe pumps (Model 981210, Harvard Apparatus, Inc., South Natick, MA), one for each lumen of the double-lumen catheter. During food self-administration sessions, the response key on the operant panel was illuminated with a red light, and responding under an FR2 (VR16:S) schedule resulted in presentation of a 1 g banana-flavored pellet (P.J. Noyes Co., Lancaster, NH). During drug self-administration sessions, the response key was illuminated with a green light, and responding under an FR2 (VR16:S) schedule resulted in delivery of 0.1 ml of saline or a drug solution over 1 s through one lumen of the double-lumen catheter. A 10-s time-out followed delivery of each drug or saline injection or food pellet. Schedules of reinforcement were programmed with custom-designed software and IBM-compatible computers and interface systems (Med Associates, St Albans, VT). Additional details of this apparatus have been described previously (Mello *et al*, 1995).

Four food sessions and four drug sessions were conducted during each experimental day, and at all other times, responding had no scheduled consequences. Food sessions began at 0600, 1100, 1500 and 1900 hours, and drug sessions began at 0700, 1200, 1600 and 2000 hours. Each food and drug session lasted for 1 h or until 25 food pellets or 20 injections had been delivered. Monkeys could earn a maximum of 100 food pellets per day and 80 injections per day. These behavioral procedures were identical to those used in our studies of the effects of *d*-amphetamine alone on cocaine self-administration (Negus and Mello, 2003a) and the effects of several drugs on speedball self-administration (Mello and Negus, 1998, 1999, 2001).

Drug Self-Administration Procedures

All monkeys were trained to self-administer cocaine (0.032 mg/kg/inj, i.v.) and subsequently given access to speedball combinations of cocaine and heroin. During speedball self-administration, cocaine and heroin were prepared in a single solution and delivered through one catheter lumen as in our previous studies (Mello *et al*, 1995; Mello and Negus, 1998, 1999). The simultaneous administration of cocaine and heroin combinations was designed to simulate one type of speedball self-administration reported clinically (Schütz *et al*, 1994).

Heroin and cocaine (speedball) dose combinations. The speedball combination studied was a 3 to 1 ratio of cocaine to heroin that consisted of 0.01 mg/kg/inj cocaine in combination with 0.0032 mg/kg/inj heroin. In our previous studies, these unit doses of cocaine alone and heroin alone each maintained high rates of drug self-administration at or near the peak of the cocaine and heroin dose-effect curves (Mello *et al*, 1995; Mello and Negus, 1998). Moreover, this cocaine + heroin combination maintained high rates of speedball self-administration in our previous studies (Mello *et al*, 1995; Mello and Negus, 1998, 1999, 2001).

d-Amphetamine, Buprenorphine, and Saline Treatments

d-Amphetamine treatment was implemented using a procedure identical to that used in our previous studies of

the effects of *d*-amphetamine on cocaine self-administration (Negus and Mello, 2003a). Specifically, infusions of saline or *d*-amphetamine were administered through the intravenous catheter in volume of 0.1 ml every 20 min from 1030 hours until 0930 hours the next morning, for a total of three injections per hour and 69 injections per day (total injection volume of 6.9 ml). Doses of *d*-amphetamine are described in mg/kg/h. Buprenorphine was administered through the intravenous catheter in a volume of 0.1 ml every minute from 0930 to 1020 hours for a total of 50 infusions in 50 min (total infusion volume of 5 ml). Doses of buprenorphine are described in mg/kg/day. This procedure was identical to that used in our previous studies of the effects of buprenorphine on self-administration of cocaine alone, heroin alone, or speedball combinations of cocaine and heroin (Mello *et al*, 1989, 1990, 1992, 1993a, b; Mello and Negus, 1998).

Sequence of *d*-Amphetamine + Buprenorphine Treatment Conditions

The effects of daily treatment with saline, *d*-amphetamine alone, or *d*-amphetamine + buprenorphine in combination on speedball- and food-maintained responding were studied. Each treatment condition was in effect for 10 days to evaluate the time course of any effects observed (for a discussion, see Mello and Negus, 1996). At the end of each treatment condition, saline control treatment and the maintenance speedball dose (0.01 mg/kg/inj cocaine + 0.0032 mg/kg/inj heroin) were in effect for at least 4 days, and until responding for cocaine and food returned to baseline levels. This interval of saline treatment was designed to prevent any effects of one treatment condition from influencing the effects of a subsequent treatment condition. The same procedures were used in our earlier reports of treatment medication effects on speedball self-administration (Mello and Negus, 1998, 1999, 2001).

In *Experiment 1*, the effects of *d*-amphetamine alone (0.032 mg/kg/h) and *d*-amphetamine + buprenorphine combinations on responding maintained by food and speedball doses of 0.01 mg/kg/inj cocaine + 0.0032 mg/kg/inj heroin were examined in four monkeys. Three doses of *d*-amphetamine (0.0032, 0.01, and 0.032 mg/kg/h) were administered in combination with two doses of buprenorphine (0.075 or 0.237 mg/kg/day). These relative and absolute doses of *d*-amphetamine + buprenorphine were based on our earlier studies that examined the potency of *d*-amphetamine in decreasing cocaine self-administration (Negus and Mello, 2003a) and the potency of buprenorphine in decreasing heroin self-administration in rhesus monkeys (Mello and Negus, 1998).

In *Experiment 2*, a speedball self-administration dose-effect curve was determined for six cocaine and heroin combinations: 0.00032 mg/kg/inj cocaine + 0.0001 mg/kg/inj heroin to 0.10 mg/kg/inj cocaine + 0.032 mg/kg/inj heroin. Each speedball dose combination was studied for 10 days during saline treatment. Then, the effects of treatment with a combination of *d*-amphetamine (0.01 mg/kg/day) + buprenorphine (0.237 mg/kg/day) on the speedball dose-effect curve were evaluated in three of the same monkeys. Each of the six speedball dose combinations was available

for self-administration for 10 days during saline treatment and during *d*-amphetamine + buprenorphine treatment.

Drugs

Cocaine HCl, heroin (3,6-diacetylmorphine HCl), and buprenorphine HCl were obtained in crystalline form from the National Institute on Drug Abuse, NIH. The purity of cocaine and heroin was certified by Research Triangle Institute, Research Triangle Park, North Carolina, to be greater than 98%. *d*-Amphetamine sulfate was purchased from Sigma Chemical Co. (St Louis, MO). All drugs were dissolved in sterile saline or sterile water, filter-sterilized using a 0.22 μ m Millipore filter, and stored in sterile, pyrogen-free vials. All doses were calculated using the salt forms of the drugs described above.

Data Analysis

The dependent variables were the number of saline or speedball injections per day and the number of food pellets per day. Statistical analyses were based on the mean (\pm SEM) number of injections and food pellets per day delivered during the last 3 days of a 10-day treatment condition. Changes in drug- and food-maintained responding during treatment with *d*-amphetamine and buprenorphine administered alone or in combination were statistically compared with the saline treatment baseline with an ANOVA for repeated measures and Contrast tests or Fishers *post hoc* tests. Huynh-Feldt Epsilon factors were used to adjust for degrees of freedom of within-group means (Super ANOVA Software Manual, Abacus Concepts, Inc., Berkeley, CA, 1989). In addition, the mean numbers of injections and food pellets delivered each day during a 10-day availability of 0.0032 mg/kg/inj cocaine + 0.001 mg/kg/inj heroin during treatment with saline or 0.01 mg/kg/h amphetamine + 0.237 mg/kg/day buprenorphine are shown graphically. Daily patterns of speedball- and food-maintained responding were compared with ANOVA for repeated measures on corresponding days during saline treatment and *d*-amphetamine + buprenorphine treatment.

RESULTS

Experiment 1: Effects of Chronic *d*-Amphetamine + Buprenorphine Treatment on Speedball- and Food-Maintained Responding

Figure 1 shows the effects of chronic treatment with saline, six combinations of *d*-amphetamine + buprenorphine, and one dose of *d*-amphetamine alone on responding maintained by speedball combinations and food pellets. During the saline baseline treatment, monkeys self-administered an average of 74 ± 2.4 (mean \pm SEM) speedball injections per day and $100 (\pm 0)$ (mean \pm SEM) food pellets per day. *d*-Amphetamine and buprenorphine combinations produced an amphetamine dose-dependent decrease in speedball-maintained responding. Speedball self-administration decreased significantly during treatment with the highest dose of *d*-amphetamine (0.032 mg/kg/h) in combination with each dose of buprenorphine (0.075 mg/kg/day and 0.237 mg/kg/day). When the same dose of *d*-amphetamine

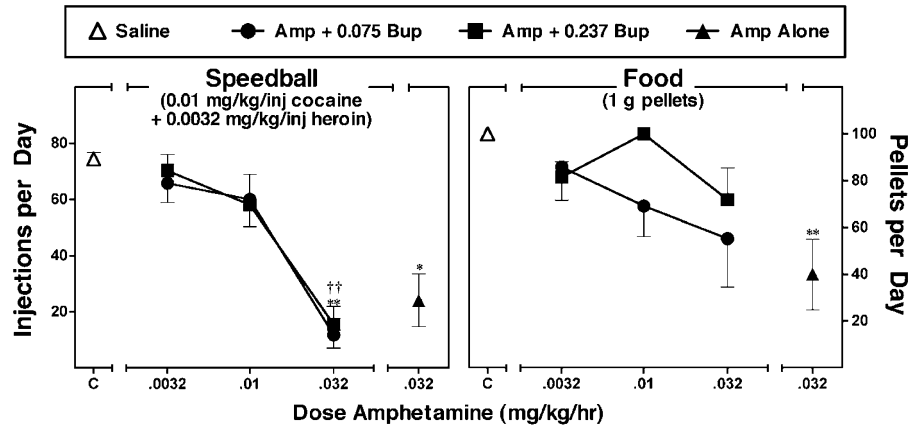


Figure 1 Effects of chronic treatment with saline, ascending doses of *d*-amphetamine + buprenorphine combinations, and *d*-amphetamine alone on speedball- and food-maintained responding: Speedball- and food-maintained responding are shown as open triangles during saline treatment, as closed circles or closed squares during treatment with *d*-amphetamine + buprenorphine combinations, and as closed triangles during treatment with *d*-amphetamine alone. Speedball control (C = 0.01 mg/kg/inj cocaine and 0.0032 mg/kg/inj heroin) and doses of *d*-amphetamine (mg/kg/h) are shown on the abscissae. These doses of *d*-amphetamine were administered in combination with 0.075 mg/kg/day buprenorphine (closed circles) or 0.237 mg/kg/day buprenorphine (closed squares). The average number of speedball injections per day (left) or food pellets per day (right) is shown on the ordinates. Speedballs consisted of a unit dose of cocaine (0.01 mg/kg/inj) and heroin (0.0032 mg/kg/inj) in combination. Each data point represents the average number of injections or food pellets ($\bar{x} \pm \text{SEM}$) during the last 3 days (12 sessions) of 10 consecutive days of saline or drug treatment in a group of four monkeys. The symbols indicate a significant change from the saline treatment baseline after amphetamine alone (* $P < 0.05$; ** $P < 0.01$), amphetamine + 0.075 mg/kg buprenorphine (** $P < 0.01$), or amphetamine + 0.237 mg/kg buprenorphine (†† $P < 0.01$).

(0.032 mg/kg/h) was administered alone, speedball self-administration also decreased significantly below saline treatment baseline levels ($P < 0.05$). During treatment with *d*-amphetamine alone, speedball-maintained responding was slightly greater than when the same dose of *d*-amphetamine was combined with buprenorphine, but these differences were not statistically significant.

d-Amphetamine + buprenorphine did not significantly alter food-maintained responding, although food-maintained responding was decreased in some monkeys. There was a tendency for suppression of food-maintained responding to be amphetamine dose-dependent and greater during co-administration of the low dose of buprenorphine (0.075 mg/kg/day) than the high dose of buprenorphine (0.237 mg/kg/day). Food-maintained responding was significantly suppressed by *d*-amphetamine alone.

Experiment 2: Effects of Chronic Treatment with Saline or a *d*-Amphetamine + Buprenorphine Combination on the Speedball Dose-Effect Curve (Figure 2)

Saline treatment. Figure 2 shows the effects of the last 3 days of 10 days of treatment with saline or with a combination of *d*-amphetamine (0.01 mg/kg/h) and buprenorphine (0.237 mg/kg/day) on the speedball dose-effect curve and concurrent food-maintained responding. During saline treatment, when saline was available for self-administration, monkeys took an average of 28.1 ± 2.4 (mean \pm SEM) injections per day and 94.9 ± 5.1 (mean \pm SEM) food pellets per day. When a 3:1 cocaine/heroin speedball combination was available during saline control treatment, the speedball dose-effect curve had an inverted-U shape. The lowest speedball dose studied (0.00032 mg/kg/inj cocaine + 0.0001 mg/kg/inj heroin) maintained responding similar to saline levels. Speedball doses over a range

of 0.001 mg/kg/inj cocaine + 0.00032 mg/kg/inj heroin to 0.01 mg/kg/inj cocaine + 0.0032 mg/kg/inj heroin each maintained significantly more responding than saline ($P < 0.05-0.01$). A unit dose of 0.0032 mg/kg/inj cocaine + 0.001 mg/kg/inj heroin was at the peak of the speedball dose-effect curve and maintained 79.6 ± 0.4 (mean \pm SEM) speedball injections per day. During saline treatment, food-maintained responding did not change significantly from baseline except at a speedball unit dose of 0.032 mg/kg/inj cocaine + 0.01 mg/kg/inj heroin ($P < 0.05$).

***d*-amphetamine + buprenorphine treatment.** Treatment with the 0.01 mg/kg/h *d*-amphetamine + 0.237 mg/kg/day buprenorphine combination produced a downward and rightward shift in the speedball self-administration dose-effect curve. Speedball unit doses on the ascending limb and the peak of the dose-effect curve, during saline treatment, maintained significantly lower levels of speedball self-administration during *d*-amphetamine + buprenorphine treatment ($P < 0.05-0.001$). Moreover, in comparison to saline treatment, speedball doses of 0.001 mg/kg/inj cocaine + 0.00032 mg/kg heroin and 0.0032 mg/kg/inj cocaine + 0.001 mg/kg/inj heroin maintained lower levels of responding during *d*-amphetamine + buprenorphine treatment ($P < 0.05-0.01$). Food-maintained responding during treatment with *d*-amphetamine + buprenorphine did not differ significantly from levels of food-maintained responding during saline treatment.

Figure 3 shows daily patterns of speedball- and food-maintained responding during 10 days of treatment with saline or a combination of 0.01 mg/kg/h *d*-amphetamine + 0.237 mg/kg/day buprenorphine. This speedball dose (0.0032 mg/kg/inj cocaine + 0.001 mg/kg/inj heroin) is at the peak of the speedball dose-effect curve shown in

Figure 2. During saline treatment, speedball self-administration did not change significantly across the 10-day period. During treatment with *d*-amphetamine + buprenorphine, speedball-maintained responding decreased from 63.3 ± 10.5 injections on day 1 to 23.0 ± 13.1 injections on day 10 (left panel). Speedball injections were significantly lower than during saline treatment on days 7 through 10 ($P < 0.05$). Speedball self-administration decreased to

36.3 ± 11.8 injections per day by the seventh day of treatment and remained significantly below baseline throughout the remainder of the treatment period. During saline treatment, food-maintained responding averaged between 94.3 and 100 pellets per day (right panel). Food-maintained responding did not change significantly from saline treatment levels throughout the 10 days of *d*-amphetamine + buprenorphine treatment.

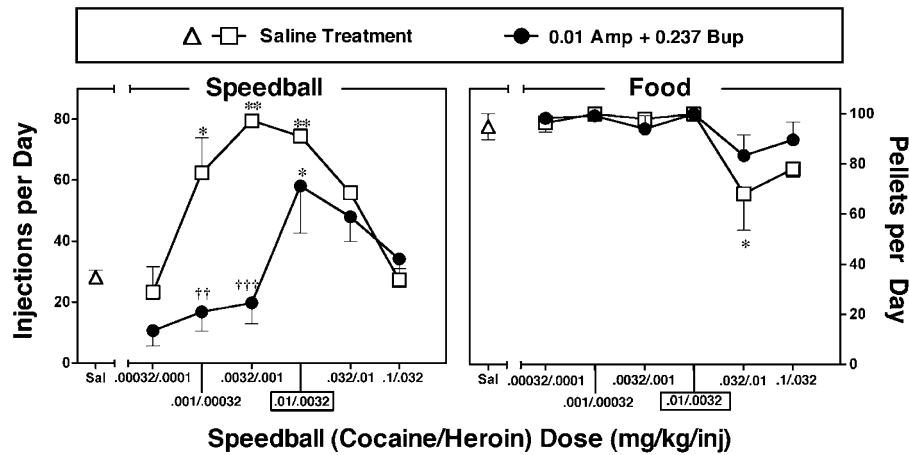


Figure 2 Effects of chronic treatment with saline or a *d*-amphetamine + buprenorphine combination on speedball dose-effect curves: Dose-effect curves for speedball combinations of cocaine (0.00032–0.10 mg/kg/inj) and heroin (0.0001–0.032 mg/kg/inj) are shown for a group of three monkeys (left panel). The unit doses of each cocaine and heroin combination are shown on the abscissae. The training dose is indicated by a box around one speedball dose combination (0.01 mg/kg/inj cocaine + 0.0032 mg/kg/inj heroin). Injections per day are shown on the left ordinate. Points above 'Sal' show data when saline was the solution available for self-administration. Self-administration of each cocaine-heroin combination during saline treatment is shown as open squares. Speedball self-administration during treatment with the *d*-amphetamine (0.01 mg/kg/h) + buprenorphine (0.237 mg/kg/day) combination is shown as closed circles. Food-maintained responding during saline self-administration and self-administration of speedball cocaine and heroin combinations during saline treatment (open squares) is shown in the right panel. The number of food pellets self-administered per day is shown on the right ordinate. Food-maintained responding during treatment with *d*-amphetamine (0.01 mg/kg/h) + buprenorphine (0.237 mg/kg/day) is shown as closed circles. Each data point is the average of the last 3 days (12 sessions) of 10 consecutive days of speedball or food self-administration in a group of three monkeys ($\bar{x} \pm \text{SEM}$). The asterisks indicate a significant difference from saline self-administration during saline treatment ($*P < 0.05$; $**P < 0.01$). The daggers indicate that the number of speedball injections self-administered at the same speedball dose combinations were significantly different during saline treatment and during *d*-amphetamine + buprenorphine treatment ($^{\dagger\dagger}P < 0.01$; $^{\dagger\dagger\dagger}P < 0.001$).

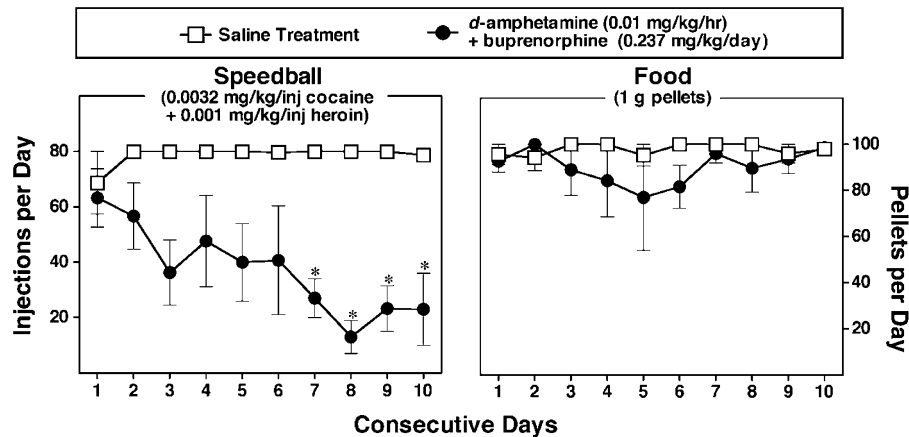


Figure 3 Effects of chronic treatment with saline or a *d*-amphetamine + buprenorphine combination on daily speedball- and food-maintained responding: Consecutive days of treatment are shown on the abscissae. Speedball injections per day are shown on the left ordinate and food pellets per day are shown on the right ordinate. Speedballs consisted of a unit dose of cocaine (0.0032 mg/kg/inj) + heroin (0.001 mg/kg/inj). Average speedball and food self-administration per day ($\bar{x} \pm \text{SEM}$) during 10 days of saline treatment are shown as open squares and during combined *d*-amphetamine + buprenorphine treatment are shown as closed circles. Each data point is based on three monkeys. The asterisks indicate those days on which speedball self-administration was significantly different during the *d*-amphetamine + buprenorphine treatment than during the saline treatment ($*P < 0.05$).

DISCUSSION

Effects of *d*-Amphetamine + Buprenorphine Combinations on Speedball Self-Administration

This is the first report that a combination of *d*-amphetamine + buprenorphine selectively reduced cocaine + heroin (speedball) self-administration in rhesus monkeys, and this effect persisted during 10 days of treatment. This medication combination was chosen because *d*-amphetamine alone selectively reduced cocaine self-administration by non-human primates in three behavioral procedures (Negus, 2003; Negus and Mello, 2003a, b), and buprenorphine alone selectively reduced both cocaine and opioid self-administration in both clinical and preclinical studies (Mello *et al*, 1989; Mello and Negus, 1998; Montoya *et al*, 2004; for a review, see Bickel and Amass, 1995; Jones, 2004; Mello and Mendelson, 1995; Mello, 2005). Food-maintained responding during *d*-amphetamine + high-dose buprenorphine treatment was not significantly different from food-maintained responding during saline control treatment. *d*-Amphetamine alone also reduced speedball self-administration significantly, but in contrast to our previous studies of *d*-amphetamine's effects on cocaine alone, this effect was not selective (Negus, 2003; Negus and Mello, 2003a, b).

Results of the present study support the hypothesis that a combination of medications that target both the cocaine and the heroin component of the speedball might reduce self-administration more effectively than only one of the same medications alone (Hemby *et al*, 1996; Mello and Negus, 1999). These findings are also consistent with our previous reports that combinations of the dopamine antagonist flupenthixol and the opioid antagonist quada-zocine, as well as combinations of the dopamine reuptake inhibitor indatraline and the partial mu opioid agonist buprenorphine, significantly reduced speedball self-administration by rhesus monkeys, whereas the same doses of each medication alone had no significant effect (Mello and Negus, 1999, 2001). In the present study, the combination of *d*-amphetamine + buprenorphine was also more effective than buprenorphine alone in reducing self-administration of speedballs consisting of high doses of cocaine + heroin (Mello and Negus, 1998). In rodents, microinjection of a combination of a dopamine D1 receptor antagonist and a mu receptor antagonist into the nucleus accumbens dose-dependently decreased i.v. speedball self-administration maintained on a progressive ratio schedule, and this combination reduced motor activity less than either antagonist alone (Cornish *et al*, 2005). A dual medication approach to the treatment of speedball abuse assumes that the interactions between cocaine and heroin are critical determinants of the abuse-related effects of speedballs. Yet there remains considerable disagreement about the nature of that interaction.

Most preclinical studies of speedball effects are consistent with anecdotal clinical reports (Brecher, 1972; Schütz *et al*, 1994) and with findings from controlled clinical laboratory studies that mu opioid agonists usually enhance the abuse-related effects of cocaine (Foltin and Fischman, 1992, 1995; Preston *et al*, 1996; Walsh *et al*, 1996). In rhesus monkeys and in rodents, combinations of cocaine and mu opioids appear to be more reinforcing than either component drug alone under most (Mattox *et al*, 1997; Rowlett and

Woolverton, 1997; Duvauchelle *et al*, 1998; Ranaldi and Munn, 1998; David *et al*, 2001; Wang *et al*, 2001; Rowlett *et al*, 2005; Smith *et al*, 2006; Winger *et al*, 2006) but not all conditions (Mello *et al*, 1995; Hemby *et al*, 1996; Ward *et al*, 2005). For example, cocaine and heroin at unit doses that did not maintain self-administration alone were significantly more reinforcing than saline when combined in a speedball in rhesus monkeys (Rowlett and Woolverton, 1997; Rowlett *et al*, 2005). The relative efficacy of opioids at mu receptors did not appear to influence the enhanced reinforcing effects of speedballs when the opioid component consisted of the high-efficacy agonist alfentanil and the low efficacy agonist nalbuphine (Rowlett *et al*, 2005). Cocaine self-administration was enhanced at relatively low doses of heroin, alfentanil, and nalbuphine, even though nalbuphine alone did not maintain self-administration (Rowlett *et al*, 2002). In addition, microdialysis studies in rats indicate that cocaine + heroin mixtures increase levels of extracellular dopamine significantly above levels measured after cocaine or heroin alone (Hemby *et al*, 1999). Another microdialysis study found that a cocaine + heroin combination produced supra-additive effects on extracellular dopamine from the nucleus accumbens in comparison to heroin alone (Smith *et al*, 2006).

Several investigators have attempted to clarify the nature of the interactions between cocaine and opioid combinations using mathematical approaches. Isobolographic analyses of choice between food pellets and heroin or cocaine alone or cocaine + heroin mixtures by rhesus monkeys were interpreted to indicate that the effects of these drug combinations were additive or sub-additive, not super-additive (Negus, 2005). In rats, isobolographic analysis of the ascending limb of the i.v. cocaine, heroin, and cocaine + heroin self-administration dose-effect curve also indicated that the combination of cocaine + heroin produced an additive effect relative to cocaine or heroin alone (Smith *et al*, 2006). In contrast, behavioral economic analyses of demand curves for combined opioid and cocaine self-administration by rhesus monkeys have yielded inconsistent findings (Mattox *et al*, 1997; Rowlett *et al*, 2005; Winger *et al*, 2006).

Effects of *d*-Amphetamine + Buprenorphine Combinations on Food-Maintained Responding

During saline treatment, food-maintained responding remained relatively stable across the range of speedball doses studied except at the highest doses (0.032 mg/kg/inj cocaine + 0.01 mg/kg/inj heroin). This speedball dose decreased food-maintained responding significantly during saline treatment, but not during *d*-amphetamine + buprenorphine treatment. These findings suggest that buprenorphine antagonized the rate-decreasing effects of the highest speedball dose on food-maintained responding. Consistent with this interpretation, speedball self-administration during treatment with *d*-amphetamine + a low dose of buprenorphine (0.075 mg/kg) produced a greater reduction in food-maintained responding than during treatment with *d*-amphetamine + a higher dose of buprenorphine (0.237 mg/kg).

The relative stability of food-maintained responding during treatment with *d*-amphetamine and buprenorphine

combinations is consistent with our previous findings with each drug alone. *d*-Amphetamine over a dose range of 0.01–0.10 mg/kg/h had less effect on food-maintained responding than on cocaine self-administration maintained on a second-order schedule or a progressive ratio schedule (Negus and Mello, 2003a, b), or a food vs cocaine choice procedure (Negus, 2003). During 28 days of chronic treatment with *d*-amphetamine (0.10 mg/kg/h), food-maintained responding remained at baseline levels after an initial suppression for seven days (Negus and Mello, 2003b). Similarly, in the present study during speedball self-administration and 10 days of treatment with amphetamine alone (0.032 mg/kg/h), food-maintained responding was significantly lower than during the saline treatment baseline.

Buprenorphine usually produced an initial transient decrease in food-maintained responding during cocaine, heroin, or speedball self-administration on a second-order schedule (Mello *et al*, 1989, 1992; Mello and Negus, 1998; for a review, see Mello and Mendelson, 1995). However, food-maintained responding returned to saline treatment baseline levels within 2 or 3 days, and did not decrease significantly even during 4 months of chronic buprenorphine treatment (Mello *et al*, 1992). The transient and minimal effects of buprenorphine on food-maintained responding during drug self-administration appear to be a consistent pattern. The extent to which this reflects the development of tolerance to buprenorphine's effects or buprenorphine's antagonism of the rate-decreasing effects of cocaine, heroin, and speedballs cannot be determined with certainty from these data. Importantly, in the present study, the decreases in speedball self-administration during *d*-amphetamine + buprenorphine treatment were selective and could not be explained by a general suppression of operant behavior.

Implications for Preclinical Evaluation of Medications for Drug Abuse Treatment

The major finding of the present study is that a combination of *d*-amphetamine + buprenorphine significantly reduced speedball self-administration and shifted the speedball dose-effect curve downwards and to the right in rhesus monkeys. Assessing the clinical relevance of animal models of drug self-administration is challenging, because many of the potential treatment medications that are effective in preclinical studies have not been approved by the FDA for evaluation in man. Consequently, there are relatively few opportunities for cross validation of medication effectiveness between preclinical studies and clinical trials (Mello and Negus, 1996; Mello, 2005). Fortunately, both *d*-amphetamine and buprenorphine have been used clinically, so it is possible to compare the degree of concordance between preclinical and clinical studies. Data in the present study are concordant with reports that the combination of *d*-amphetamine and methadone effectively reduced both cocaine and heroin use in polydrug abusers (Grabowski *et al*, 2004a, b). The effectiveness of *d*-amphetamine for the treatment of cocaine abuse in stimulant abusers has been demonstrated in a series of clinical studies (for a review, see Grabowski *et al*, 2004a). *d*-Amphetamine also selectively reduces cocaine self-administration by rhesus monkeys

with minimal effects on food-maintained responding (Negus, 2003; Negus and Mello, 2003a, b). Buprenorphine consistently reduces cocaine self-administration in both clinical and preclinical studies (Mello and Mendelson, 1995). Buprenorphine also reduces heroin and speedball self-administration in both clinical and preclinical studies (Mello and Mendelson, 1995; Mello and Negus, 1998; Montoya *et al*, 2004; Negus, 2006). Taken together, these clinical and preclinical data suggest that this speedball self-administration model in non-human primates is useful for evaluation of new pharmacotherapies for drug abuse treatment (Mello, 2005).

ACKNOWLEDGEMENTS

We thank Peter A Fivel, Melissa Timm, and Cara Sylvester for excellent technical assistance. We are grateful to Prabhat Seghal, DVM, for veterinary assistance and to Inge Knudson for her contributions to the data analysis. Preliminary data were reported at the 2004 annual meeting of the American College of Neuropsychopharmacology. This research was supported in part by KO5-DA00101 and P01-DA14528 from the National Institute on Drug Abuse, NIH.

REFERENCES

- Beswick T, Best D, Rees S, Coomber R, Gossup M, Strang J (2001). Multiple drug use: patterns and practices of heroin and crack use in a population of opiate addicts in treatment. *Drug Alcohol Rev* 20: 201–204.
- Bickel WK, Amass L (1995). Buprenorphine treatment of opioid dependence: a review. *Exp Clin Psychopharmacol* 3: 477–489.
- Brecher EM (1972). *Licit and Illicit Drugs—The Consumers Union Report*. Little Brown and Company: Boston.
- Bux DA, Lamb RJ, Iguchi MY (1995). Cocaine use and HIV risk behavior in methadone maintenance patients. *Drug Alcohol Depend* 37: 29–35.
- Condelli WS, Fairbank JA, Dennis ML, Rachal JV (1991). Cocaine use by clients in methadone programs: significance, scope, and behavioral interventions. *J Subst Abuse Treat* 8: 203–212.
- Cornish JL, Lontos JM, Clemens KJ, McGregor IS (2005). Cocaine and heroin ('speedball') self-administration: the involvement of nucleus accumbens dopamine and m-opiate, but not d-opiate receptors. *Psychopharmacology* 180: 21–32.
- David V, Polis I, McDonald J, Gold LH (2001). Intravenous self-administration of heroin/cocaine combinations (speedball) using nose-poke or lever-press operant responding in mice. *Behav Pharmacol* 12: 25–34.
- Downey KK, Helmus TC, Schuster CR (2000). Treatment of heroin-dependent poly-drug abusers with contingency management and buprenorphine maintenance. *Exp Clin Psychopharmacol* 8: 176–184.
- Duvauchelle CL, Sapoznik T, Kornetsky C (1998). The synergistic effects of combining cocaine and heroin ('speedball') using a progressive-ratio schedule of drug reinforcement. *Pharm Biochem Behav* 67: 297–302.
- Foltin RW, Fischman MW (1992). The cardiovascular and subjective effects of intravenous cocaine and morphine combinations in humans. *J Pharmacol Exp Ther* 261: 623–632.
- Foltin RW, Fischman MW (1994). Effects of buprenorphine on the self-administration of cocaine by humans. *Behav Pharmacol* 5: 79–89.
- Foltin RW, Fischman MW (1995). The interaction of buprenorphine with cocaine-morphine combinations. *Exp Clin Psychopharmacol* 3: 261–269.

- Fudala PJ, Johnson RE (1995). Clinical efficacy studies of buprenorphine for the treatment of opiate dependence. In: Cowan A, Lewis JW (eds). *Buprenorphine: Combatting Drug Abuse With a Unique Opioid*. Wiley-Liss, Inc.: New York. pp 213–239.
- Gastfriend DR, Mendelson JH, Mello NK, Teoh SK, Reif S (1993). Buprenorphine pharmacotherapy for concurrent heroin and cocaine dependence. *Am J Addict* 2: 269–278.
- Grabowski J, Rhoades H, Stotts A, Cowan K, Kopecky C, Dougherty A *et al* (2004a). Agonist-like or antagonist-like treatment for cocaine dependence with methadone for heroin dependence: two double-blind randomized clinical trials. *Neuropsychopharmacology* 29: 969–981.
- Grabowski J, Shearer J, Merrill J, Negus SS (2004b). Agonist-like, replacement pharmacotherapy for stimulant abuse and dependence. Addictive Behaviors (Special Issue: Crossing boundaries: implications of advances in basic sciences for the management of addiction). *Addict Behav* 29: 1439–1464.
- Harrigan SE, Downs DA (1981). Pharmacological evaluation of narcotic antagonist delivery systems in rhesus monkeys. In: Willette RE, Barnett G (eds). *Narcotic Antagonists: Naltrexone Pharmacology and Sustained-Release Preparations*. US Government Printing Office: Washington, DC. pp 77–92.
- Hemby SE, Co C, Dworkin SI, Smith JE (1999). Synergistic elevations in nucleus accumbens extracellular dopamine concentrations during self-administration of cocaine/heroin combinations (speedball) in rats. *J Pharmacol Exp Ther* 288: 274–280.
- Hemby SE, Smith JE, Dworkin SI (1996). The effects of eticlopride and naltrexone on responding maintained by food, cocaine, heroin and cocaine/heroin combinations in rats. *J Pharmacol Exp Ther* 277: 1247–1258.
- ILAR-NRC (1996). *Guide for the Care and Use of Laboratory Animals*. National Academy Press: Washington, DC.
- Johnson RE, Jaffe JH, Fudala PJ (1992). A controlled trial of buprenorphine treatment for opioid dependence. *J Am Med Assoc* 267: 2750–2755.
- Jones HE (2004). Practical considerations for the clinical use of buprenorphine. *Sci Practice Perspect* 2: 4–19.
- Kosten TR, Kleber HD, Morgan C (1989). Treatment of cocaine abuse with buprenorphine. *Biol Psychiatry* 26: 170–172.
- Kreek MJ (1991). Multiple drug abuse patterns: recent trends and associated medical consequences. In: Mello NK (ed). *Advances in Substance Abuse, Behavioral and Biological Research*. Jessica Kingsley Publishers: London. pp 91–112.
- Line SW (1987). Environmental enrichment for laboratory primates. *JAVMA* 90: 854–859.
- Lukas SE, Mello NK, Drieze JM, Mendelson JH (1995). Buprenorphine-induced alterations of cocaine's reinforcing properties in rhesus monkey: a dose-response analysis. *Drug Alcohol Depend* 40: 87–98.
- Mattox AJ, Thompson SS, Carroll ME (1997). Smoked heroin and cocaine base (speedball) combinations in rhesus monkeys. *Exp Clin Psychopharmacol* 5: 113–118.
- Mello NK (2005). Evaluation of drug abuse treatment medications: concordance between clinical and preclinical studies. In: Dewey WL (ed). *NIDA Research Monograph No. 185*. US Department of Health and Human Services, National Institutes of Health: Washington, DC. pp 82–104.
- Mello NK, Bree MP, Mendelson JH (1983). Comparison of buprenorphine and methadone effects on opiate self-administration in primates. *J Pharmacol Exp Ther* 225: 378–386.
- Mello NK, Kamien JB, Lukas SE, Mendelson JH, Drieze JM, Sholar JW (1993a). Effects of intermittent buprenorphine administration on cocaine self-administration by rhesus monkeys. *J Pharmacol Exp Ther* 264: 530–541.
- Mello NK, Lukas SE, Kamien JB, Mendelson JH, Drieze J, Cone EJ (1992). The effects of chronic buprenorphine treatment on cocaine and food self-administration by rhesus monkeys. *J Pharmacol Exp Ther* 260: 1185–1193.
- Mello NK, Lukas SE, Mendelson JH, Drieze J (1993b). Naltrexone-buprenorphine interactions: effects on cocaine self-administration. *Neuropsychopharmacology* 9: 211–224.
- Mello NK, Mendelson JH (1980). Buprenorphine suppresses heroin use by heroin addicts. *Science* 27: 657–659.
- Mello NK, Mendelson JH (1995). Buprenorphine treatment of cocaine and heroin abuse. In: Cowan A, Lewis JW (eds). *Buprenorphine: Combatting Drug Abuse With a Unique Opioid*. John Wiley & Sons, Inc.: New York. pp 243–287.
- Mello NK, Mendelson JH, Bree MP, Lukas SE (1989). Buprenorphine suppresses cocaine self-administration by rhesus monkey. *Science* 245: 859–862.
- Mello NK, Mendelson JH, Bree MP, Lukas SE (1990). Buprenorphine and naltrexone effects on cocaine self-administration by rhesus monkeys. *J Pharmacol Exp Ther* 254: 926–939.
- Mello NK, Mendelson JH, Kuehnle JC (1982). Buprenorphine effects on human heroin self-administration: an operant analysis. *J Pharmacol Exp Ther* 223: 30–39.
- Mello NK, Negus SS (1996). Preclinical evaluation of pharmacotherapies for treatment of cocaine and opiate abuse using drug self-administration procedures. *Neuropsychopharmacology* 14: 375–424.
- Mello NK, Negus SS (1998). The effects of buprenorphine on self-administration of cocaine and heroin 'speedball' combinations and heroin alone by rhesus monkeys. *J Pharmacol Exp Ther* 285: 444–456.
- Mello NK, Negus SS (1999). Effects of flupenthixol and quadazocine on self-administration of speedball combinations of cocaine and heroin by rhesus monkeys. *Neuropsychopharmacology* 21: 575–588.
- Mello NK, Negus SS (2001). Effects of indatraline and buprenorphine on self-administration of speedball combinations of cocaine and heroin by rhesus monkeys. *Neuropsychopharmacology* 25: 104–117.
- Mello NK, Negus SS, Lukas SE, Mendelson JH, Sholar JW, Drieze J (1995). A primate model of polydrug abuse: cocaine and heroin combinations. *J Pharmacol Exp Ther* 274: 1325–1337.
- Mendelson JH, Mello NK (1996). Management of cocaine abuse and dependence. *N Engl J Med* 334: 965–972.
- Montoya ID, Gorelick DA, Preston KL, Schroeder JR, Umbricht A, Cheskin LJ *et al* (2004). Randomized trial of buprenorphine for treatment of concurrent opiate and cocaine dependence. *Clin Pharmacol Ther* 75: 34–48.
- Negus SS (2003). Rapid assessment of choice between cocaine and food in rhesus monkeys: effects of environmental manipulations and treatment with d-amphetamine and flupenthixol. *Neuropsychopharmacology* 28: 919–931.
- Negus SS (2005). Interactions between the reinforcing effects of cocaine and heroin in a drug vs food choice procedure in rhesus monkeys: a dose-addition analysis. *Psychopharmacology* 180: 115–124.
- Negus SS (2006). Choice between heroin and food in non-dependent and heroin-dependent rhesus monkeys: effects of naloxone, buprenorphine and methadone. *J Pharmacol Exp Ther* 317: 711–723.
- Negus SS, Gatch MB, Mello NK (1998). Discriminative stimulus effects of a cocaine/heroin 'speedball' combination in rhesus monkeys. *J Pharmacol Exp Ther* 285: 1123–1136.
- Negus SS, Mello NK (2003a). Effects of chronic d-amphetamine treatment on cocaine- and food-maintained responding under a second-order schedule in rhesus monkeys. *Drug Alcohol Depend* 70: 39–52.
- Negus SS, Mello NK (2003b). Effects of chronic d-amphetamine treatment on cocaine- and food-maintained responding under a progressive-ratio schedule in rhesus monkeys. *Psychopharmacology* 167: 324–332.

- NIDA (2002). Epidemiologic trends in drug abuse. *NIH Publ No 3-5109A* 1: 71.
- O'Brien CP (1996). Drug addiction and drug abuse. In: Goodman LS, Gilman A (eds). *The Pharmacological Basis of Therapeutics*. McGraw Hill Co.: New York. pp 557-577.
- Pillai R, Nair BS, Watson RR (1991). AIDS, drugs of abuse and the immune system: a complex immunotoxicological network. *Arch Toxicol* 65: 609-617.
- Preston KL, Sullivan JT, Strain EC, Bigelow GE (1996). Enhancement of cocaine's abuse liability in methadone maintenance patients. *Psychopharmacology* 123: 15-25.
- Ranaldi R, Munn E (1998). Polydrug self-administration in rats: cocaine-heroin is more rewarding than cocaine-alone. *Neuro Report* 9: 2463-2466.
- Rowlett JK, Rodefer JS, Spealman RD (2002). Self-administration of cocaine, alfentanil, and nalbuphine under progressive-ratio schedules: consumer demand and labor supply analyses of relative reinforcing effectiveness. *Exp Clin Psychopharmacol* 10: 367-375.
- Rowlett JK, Rodefer JS, Spealman RD (2005). Self-Administration of cocaine-opioid combinations by rhesus monkeys: evaluation of the role of mu receptor efficacy using labor supply analysis. *J Pharmacol Exp Ther* 312: 1289-1297.
- Rowlett JK, Woolverton WL (1997). Self-administration of cocaine and heroin combinations by rhesus monkeys responding under a progressive-ratio schedule. *Psychopharmacology (Berl)* 133: 363-371.
- Schoenbaum EE, Hartel D, Selwyn PA, Klein RS, Davenny K, Rogers M *et al* (1989). Risk factors for human immunodeficiency virus infection in intravenous drug users. *N Eng J Med* 321: 874-879.
- Schottenfeld RS, Pakes J, Ziedonis D, Kosten TR (1993). Buprenorphine: dose-related effects on cocaine and opioid use in cocaine-abusing opioid-dependent humans. *Biol Psychiatry* 3: 66-74.
- Schütz CG, Vlahov D, Anthony JC, Graham NMH (1994). Comparison of self-reported injection frequencies for past 30 days and 6 months among intravenous drug users. *J Clin Epidemiol* 47: 191-195.
- Smith JE, Co C, Collier MD, Hemby SE, Martin TJ (2006). Self-administered heroin and cocaine combinations in the rat: additive reinforcing effects-supra-additive effects on nucleus accumbens extracellular dopamine. *Neuropsychopharmacology* 31: 139-150.
- Strain EC, Stitzer ML, Liebson IA, Bigelow GE (1994). Comparison of buprenorphine and methadone in the treatment of opioid dependence. *Am J Psychiatry* 151: 1025-1030.
- Vocci FJ, Aciri J, Elkashef A (2005). Medication development for addictive disorders: the state of the science. *Am J Psychiatry* 162: 1432-1440.
- Walsh SL, Sullivan JT, Preston KL, Garner J (1996). The effects of naltrexone on response to i.v. cocaine, hydromorphone and their combination in humans. *J Pharmacol Exp Ther* 279: 524-538.
- Wang NS, Brown VL, Grabowski J, Meisch RA (2001). Reinforcement by orally delivered methadone, cocaine, and methadone-cocaine combinations in rhesus monkeys: are the combinations better reinforcers? *Psychopharmacology (Berl)* 156: 63-72.
- Ward SJ, Morgan D, Roberts DCS (2005). Comparison of the reinforcing effects of cocaine and cocaine/heroin combinations under progressive ratio and choice schedules in rats. *Neuropsychopharmacology* 30: 286-295.
- Williamson A, Darke S, Ross J, Teesson M (2006). The effect of persistence of cocaine use on 12-month outcomes for the treatment of heroin dependence. *Drug Alc Depend* 81: 293-300.
- Winger G, Galuska CM, Hursh SR, Woods JH (2006). Relative reinforcing effects of cocaine, remifentanil, and their combination in rhesus monkeys. *J Pharmacol Exp Ther* 318: 223-229.
- Winger G, Skjoldager P, Woods JH (1992). Effects of buprenorphine and other opioid agonists and antagonists on alfentanil- and cocaine-reinforced responding in rhesus monkeys. *J Pharmacol Exp Ther* 261: 311-317.